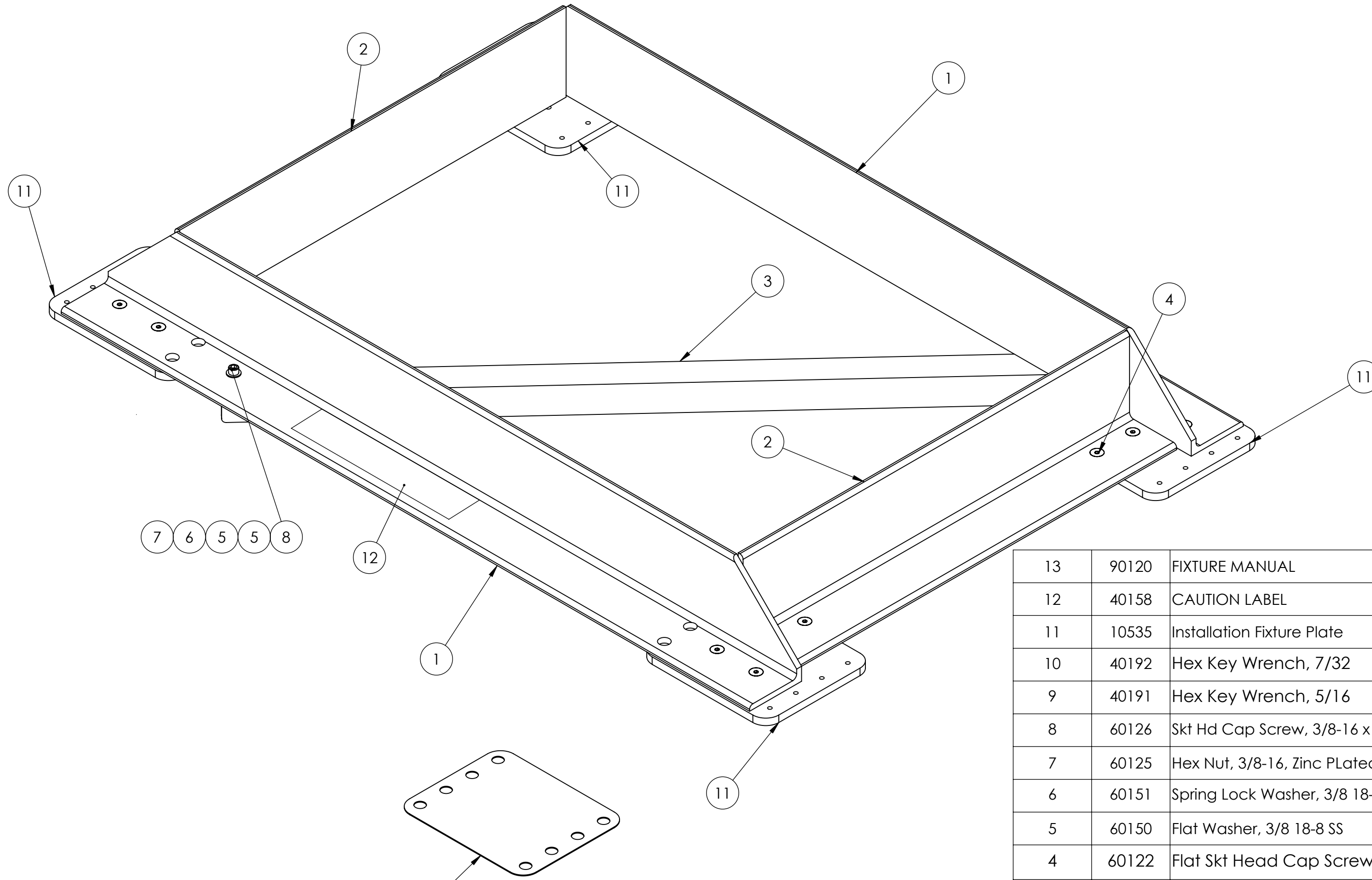


NOTES:

- 1) THE FIXTURE MUST BE USED TO CHECK FLATNESS AND COPLANAR PROPERTIES OF AN INSTALLATION DESIGNED TO BOLT GYRO FOUNDATION DIRECTLY TO SHIP'S STRUCTURE. THE FIXTURE CAN ALSO BE USED TO TRANSFER HOLE CENTERS FOR DRILLING MOUNTING BOLT HOLES.
- 2) ITEM 11, P/N 10535 IS COMPLETELY SYMMETRICAL AND CAN BE USED IN ANY OF THE FOUR LOCATIONS.
- 3) THE GYRO'S FOUNDATION EXTENDS BEYOND THE PLAN DIMENSIONS OF THIS FIXTURE. IT IS IMPORTANT THAT THE BUILDER / DESIGNER/ INSTALLER IS FAMILIAR WITH SEAKEEPER DRAWING 90098 - M21000 INSTALLATION DETAILS OR 90148 - M21000A INSTALLATION DETAILS. THESE DRAWINGS SHOWS RELATIONSHIP BETWEEN MOUNTING SURFACE DIMENSIONS AND OVERALL FOUNDATION DIMENSIONS.
- 4) QTY 4 ISOLATION GASKETS ARE PROVIDED IN KIT#90086 FOR FINAL INSTALLATION OF GYRO ONTO STEEL OR ALUMINUM SHIP'S STRUCTURE FOR INCREASED CORROSION PROTECTION.

REVISIONS					
REV.	ECN NO.	ZONE	DESCRIPTION	DATE	APPROVED
2	ECN0032		1. ADDED ITEM 13 TO BOM.	04NOV10	BHS BRD
3		A-4	1. ADDED APPLICABILITY TABLE TO BOTTOM, CENTER OF DRAWING. 2. REMOVED "M21000" WORDING FROM TITLE.	17MAY11	BHS BRD



13	90120	FIXTURE MANUAL	1	
12	40158	CAUTION LABEL	1	
11	10535	Installation Fixture Plate	4	
10	40192	Hex Key Wrench, 7/32	1	
9	40191	Hex Key Wrench, 5/16	1	
8	60126	Skt Hd Cap Screw, 3/8-16 x 1.50 Lg, Alloy Steel	2	
7	60125	Hex Nut, 3/8-16, Zinc PLated Steel	2	
6	60151	Spring Lock Washer, 3/8 18-8 SS	2	
5	60150	Flat Washer, 3/8 18-8 SS	4	
4	60122	Flat Skt Head Cap Screw, 3/8-16 x .75 Long, Alloy Steel	16	
3	10515	Installation Jig Angle - Diagonal	1	
2	10514	Installation Jig Angle - Short	2	
1	10513	Installation Jig Angle - Long	2	
ITEM NO.	PartNo	DESCRIPTION	QTY	NOTE

UNLESS OTHERWISE SPECIFIED:  
DIMENSIONS ARE IN INCHES  
TOLERANCES:  
-TWO PLACE DECIMAL ±0.01  
-THREE PLACE DECIMAL ±0.005  
-ALL DIAMETERS RUNOUT TO DATUM SURFACES .005 MAX  
-ALL FACES PERPENDICULAR TO DATUM SURFACES .005 MAX  
-ALL EDGE BREAKS .010-.020 X 45°  
-ALL FILLET RADII .010-.020  
-SURFACE FINISH

THIRD ANGLE PROJECTION

PROPRIETARY AND CONFIDENTIAL  
THE INFORMATION CONTAINED IN THIS DRAWING IS THE SOLE PROPERTY OF SEAKEEPER, INC. ANY REPRODUCTION IN PART OR AS A WHOLE WITHOUT THE WRITTEN PERMISSION OF SEAKEEPER, INC. IS PROHIBITED.

DO NOT SCALE DRAWING

APPLICABILITY	
M7000	
M7000A	
M8000	
M21000	X
M21000A	X

NAME	DATE
DRAWN: BHS	07APR10
CHECKED: BRD	20APR10
QTY APPR.	
ENG APPR.: JDA	21APR10

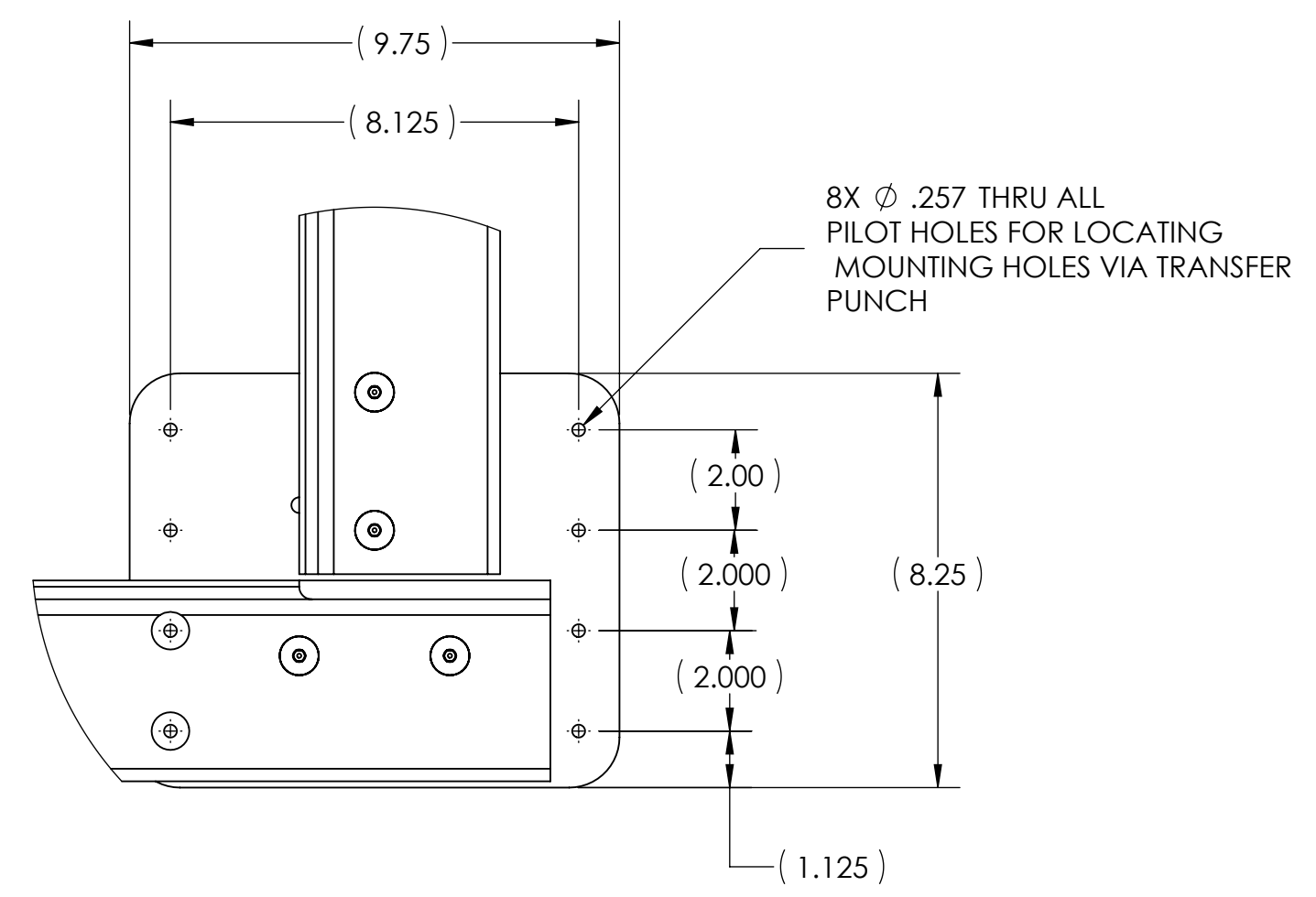
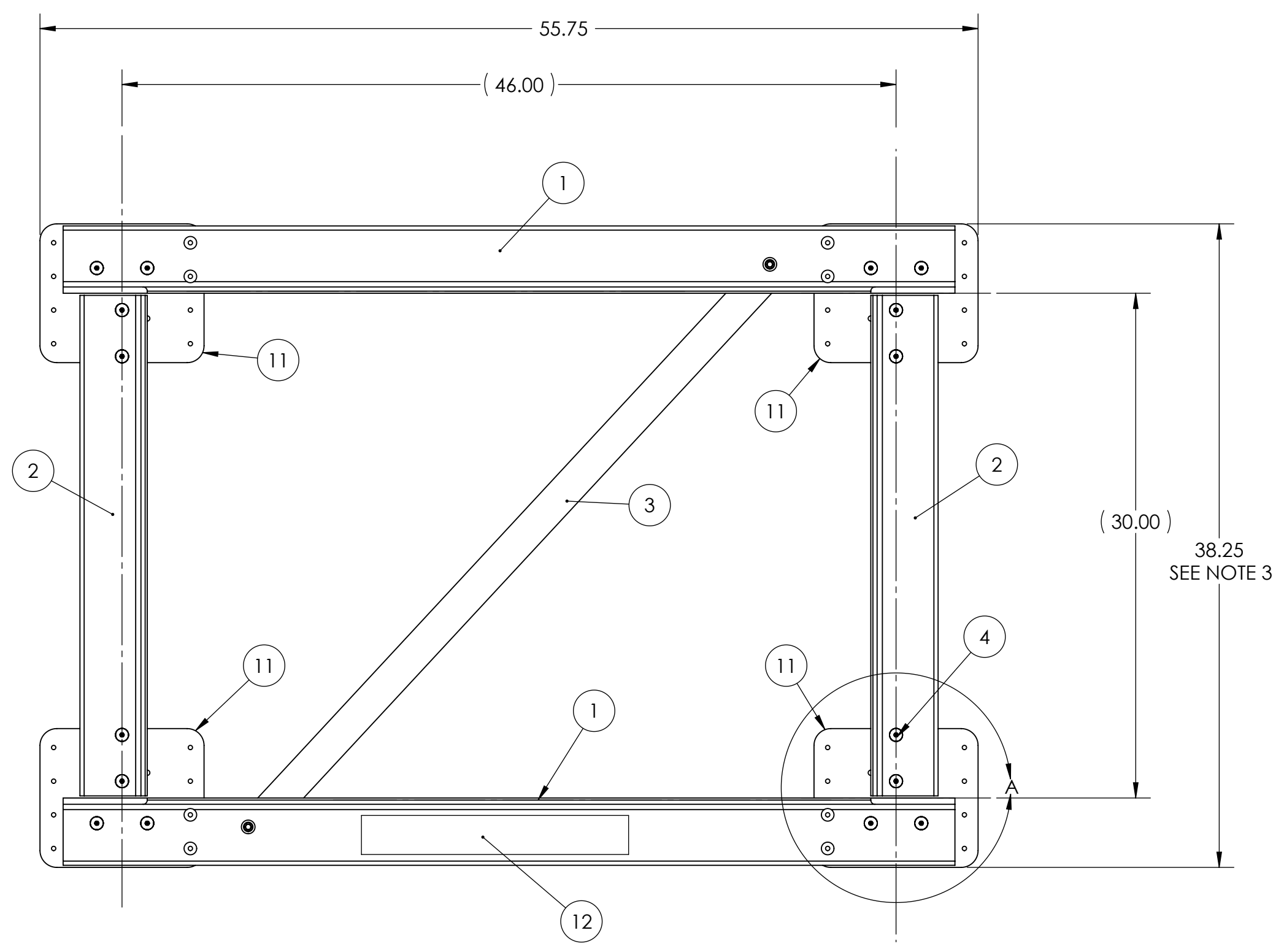
COMMENTS:

**SEAKEEPER**  
P.O. BOX 809  
CALIFORNIA, MARYLAND 20619, USA  
PHONE: (410) 326-1590 FAX: (410) 326-1199



TITLE:  
**GYRO BOLT-IN  
INSTALLATION FIXTURE KIT**

SIZE: **C** DWG. NO. **90089** REV **3**

SCALE: 1:10 WEIGHT: 68.12 SHEET 1 OF 2



DETAIL A  
SCALE 2:7



SIZE <b>C</b>	DWG. NO. <b>90089</b>	REV <b>3</b>
SCALE: 1:10	WEIGHT: 68.12	SHEET 2