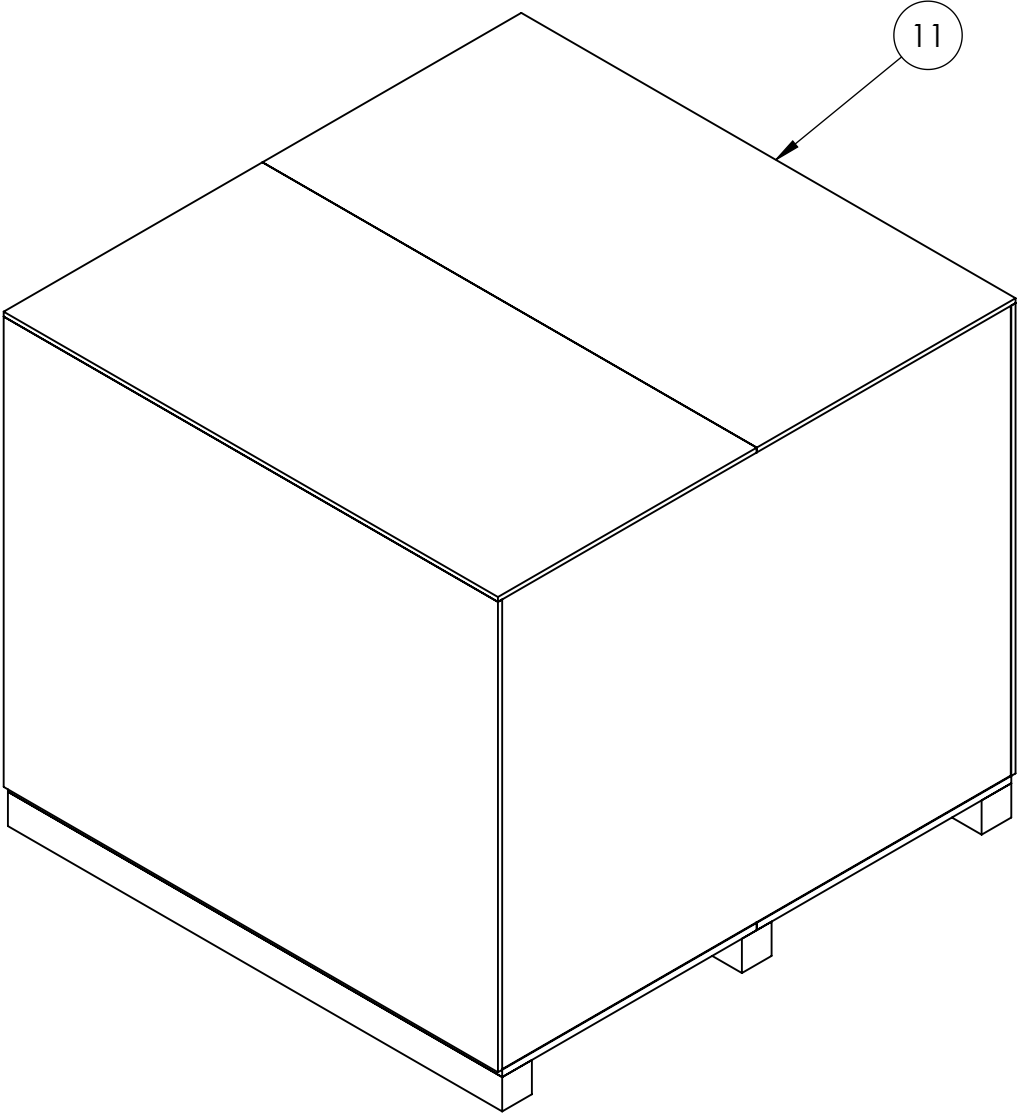

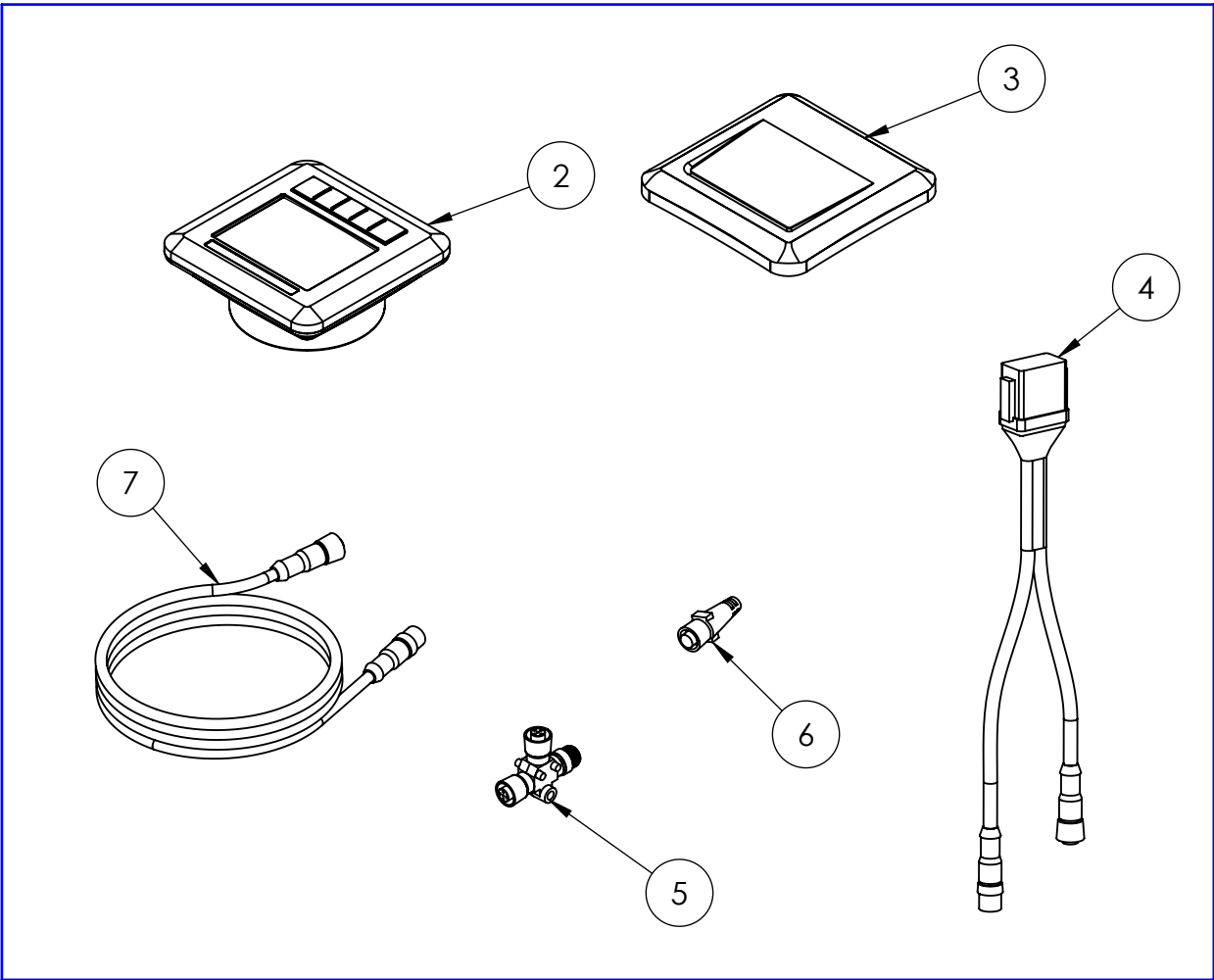
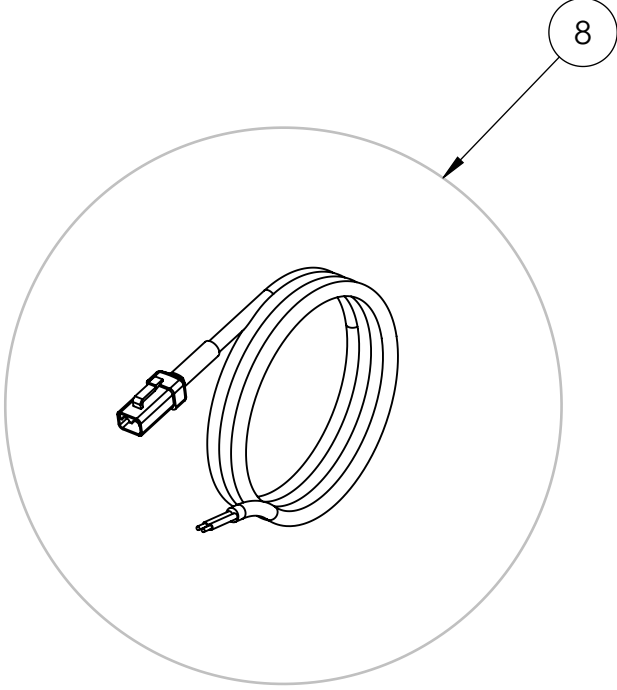
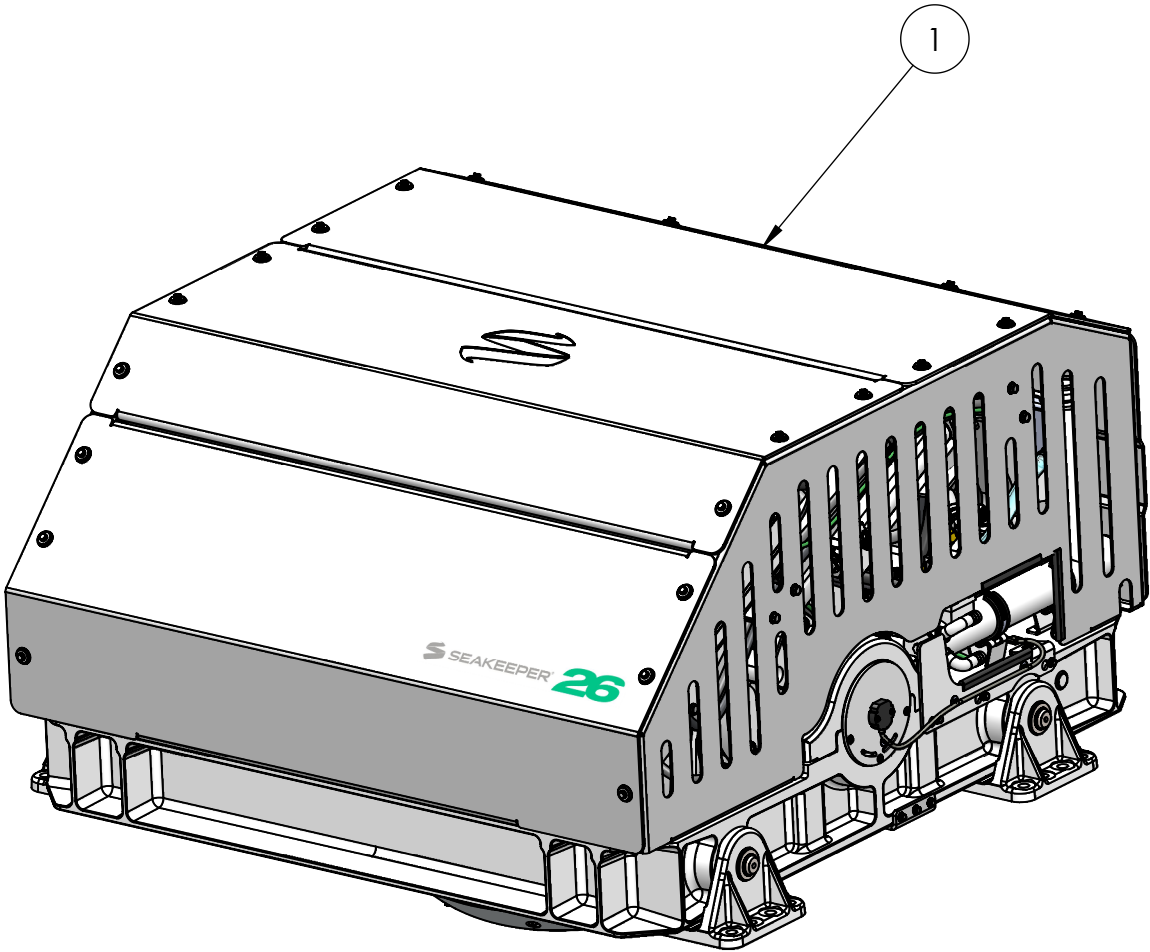


ATTENTION: BEFORE REMOVING GYRO, USE THIS DRAWING AS A CHECKLIST TO ENSURE ALL NECESSARY ITEMS ARE PRESENT WITHIN THE SHIPPING CRATE. (SOME ITEMS COULD BE PACKED UNDERNEATH THE GYRO).

REV NO.	ECN NO.	ZONE	DESCRIPTION	DATE	APPRVD.
2	286 & 300		NEW DISPLAY AND ELECTRONIC MANUAL	3/13/2015	BRD



ITEM NO.	DESCRIPTION	QTY.	NOTES
1	SEAKEEPER 26 GYRO	1	
2	GYRO CONTROLLER DISPLAY	1	
3	DISPLAY SUN COVER	1	
4	DISPLAY INTERFACE CABLE	1	
5	CABLE "T" ADAPTER	1	
6	CABLE TERMINATOR, FEMALE	1	
7	25 METER CABLE, GYRO TO DISPLAY	1	
8	GYRO DC INPUT, POWER CABLE ASSEMBLY	1	
9	SEAKEEPER QUICK START GUIDE	1	
10	SEAKEEPER ELECTRONIC MANUAL DOCUMENT	1	
11	SEAKEEPER 26 SHIPPING CRATE	1	

WEIGHT - LBS : ---		MATERIAL:		DRAWN: PRA ENG APPR: BRD PROD APPR:		DATE: 19NOV14 DATE: 19NOV14 DATE:		PROPRIETARY AND CONFIDENTIAL THE INFORMATION CONTAINED IN THIS DRAWING IS THE SOLE PROPERTY OF SEAKEEPER INCORPORATED. ANY REPRODUCTION IN PART OR AS A WHOLE WITHOUT THE WRITTEN PERMISSION OF SEAKEEPER IS PROHIBITED.		SEAKEEPER Seakeeper Inc. 44425 Pecan Court, Suite 151 California, MD 20919 NAME: SEAKEEPER 26 GYRO HARDWARE SCOPE OF SUPPLY		DWG NUMBER 90244		REV. NO. 2 SHEET NO. 1 OF 1	
--------------------	--	-----------	--	---	--	---	--	---	--	--	--	------------------	--	--------------------------------	--