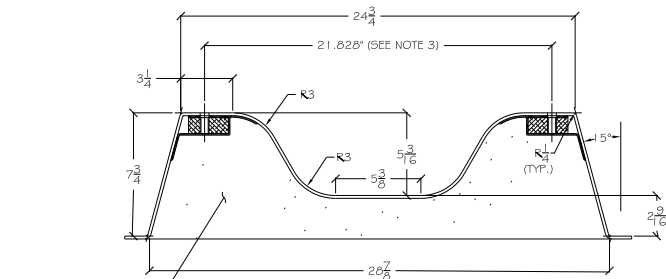
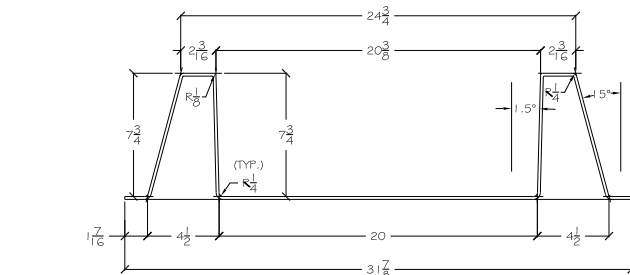


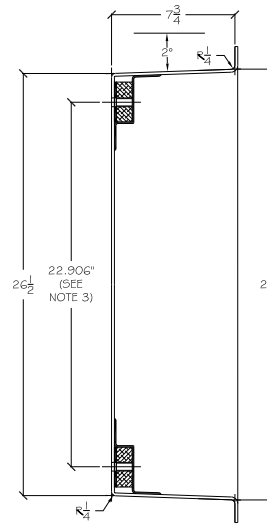
PLAN VIEW 6-D
(SCALE 3" = 1'-0")



SECTION 6-B
(SCALE 3" = 1'-0")



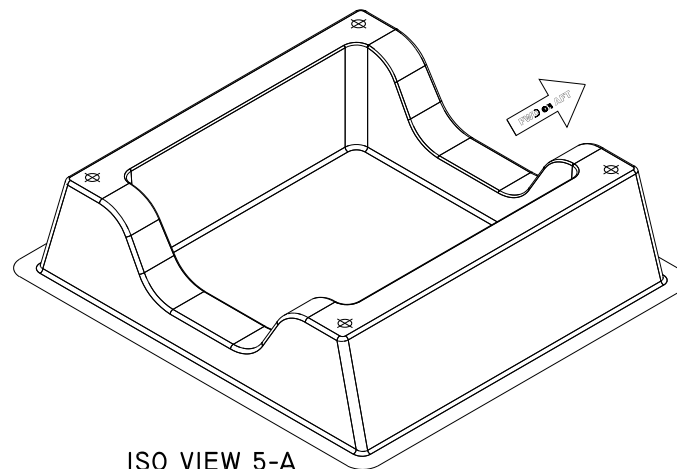
SECTION 6-A
(SCALE 3" = 1'-0")



SECTION 5-D
(SCALE 3" = 1'-0")




SECTION 4-D
(SCALE 3" = 1'-0")



ISO VIEW 5-A
(NOT TO SCALE)

GENERAL NOTES:

1. ALL DIMENSIONS IN INCHES (+/- 1/16" UNLESS OTHERWISE NOTED).
2. TAPPING PLATES ARE ALUMINUM 6061-T6.
3. HOLES ARE PROVIDED BASED ON SEAKEEPER 2 INSTALLATION TOOL.
4. HELICAL STAINLESS STEEL INSERTS (M14-2.0 x 24mm) ARE INSTALLED.



PREPARED FOR
SEAKEEPER

THIS DRAWING AND THE INFORMATION CONTAINED
HEREIN ARE SOLELY FOR THE VESSEL PROJECT:
SEAKEEPER 2 GYRO

CUSTOMER APPROVED BY: **DMF** DATE: **03/09/2018**

CLASS APPROVED BY: **JC** DATE: **03/09/2018**

CAGE CODE: **00000000000000000000000000000000** SOLICITATION NUMBER: **00000000000000000000000000000000**

REV	ZONE	DESCRIPTION	DATE	APPROVED
(-)	ALL	PRELIMINARY	03/09/2018	JC
REVISIONS				
CUSTOMER			SEAKEEPER	
DESCRIPTION			SK2 GRID DIMENSIONS	
ESBBS	DWG NO.	REV		
100	90607	(2)		
DATE			FEBRUARY 9, 2021	
SHEET			1/1	