

SEAKEEPER BRAKE MANIFOLD CHANGES



PRODUCT ALL SEAKEEPER MODELS

PURPOSE

Seakeeper has changed the brake systems of several models and added the Seakeeper 1 model. Dealer technicians may be unaware of operating pressure changes in the brake system and low brake pressure alarm set points across the model line.

DESCRIPTION

Earlier Seakeeper models were produced with bi-directional manifolds. The new rectified manifolds, introduced with the Seakeeper 2, offer operational improvements over the previous manifolds. The rectified manifolds' operating pressures are different, their alarm setpoints are different, the number of accumulators and pressure switches has gone from two to one, and the accumulator styles have changed.

Rectified manifolds use check valves in the main flow path through the proportional valve. These check valves are cartridge-type or insert-type valves installed in the manifold. They should not be confused with the cartridge check valves used in bi-directional accumulator flow paths.

REFERENCE

- * 90554, Seakeeper Accumulator Reference Guide

SEAKEEPER BRAKE MANIFOLD CHANGES

PRODUCT ALL SEAKEEPER MODELS


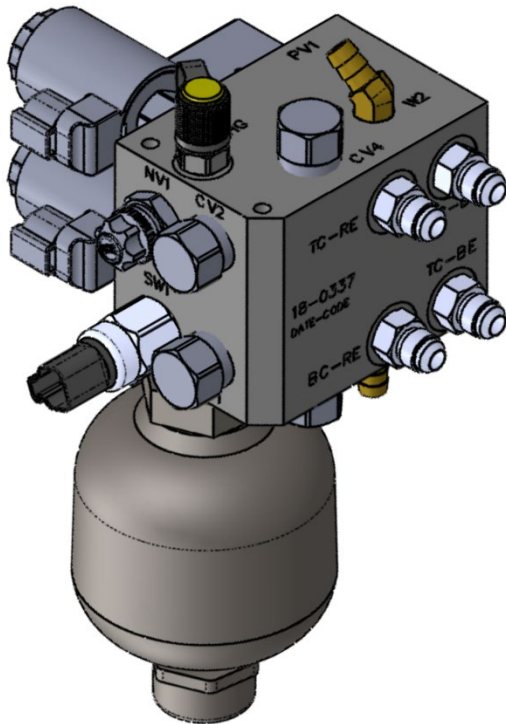
MODEL NO. (Serial Number Range)	OPERATING PRESSURE PSI/BAR	LOW PRESSURE ALARM SET POINT PSI/BAR
Seakeeper 1 (All serial numbers)	50 / 3.4	27 / 1.9
Seakeeper 2 (All serial numbers)	350 / 24.1	215 / 14.8
Seakeeper 3 (3-0001 thru 3-191-1561) *	240 /16.5	72 / 5.0
Seakeeper 3 (3-191-0562 thru current)	350 / 24.1	215 / 14.8
Seakeeper 5/3DC (EM) (All serial numbers)		
Seakeeper 5 (5-193-1512 thru 5-194-1935)	240 /16.5	72 / 5.0
Seakeeper 5 (5-201-1969 thru current)	350 / 24.1	150 / 10.3
Seakeeper 6 (6-0001 thru 6-201-1934)	240 /16.5	72 / 5.0
Seakeeper 6 (6-201-1936 thru current)	350 / 24.1	150 / 10.3
Seakeeper 9/7HD (9-0001 thru 9-201-2838)	240 /16.5	72 / 5.0
Seakeeper 9/7HD (9-201-2839 thru current)	350 / 24.1	230 / 15.9
Seakeeper 16/12HD (EM) (16/12HD-0001 thru 16/12HD-193-0912)	240 /16.5	72 / 5.0
Seakeeper 16/12HD (16-194-0001 thru current)	350 / 24.1	200 / 13.8
Seakeeper 18 (All serial numbers)		
Seakeeper 26/20HD (All serial numbers)	240 /16.5	72 / 5.0
Seakeeper 35/30HD (All serial numbers)		
* This model range has a field manifold upgrade available and may operate at the higher pressures of serial number 3-191-0562 thru current.		

SEAKEEPER BRAKE MANIFOLD CHANGES



PRODUCT ALL SEAKEEPER MODELS

SEAKEEPER 2




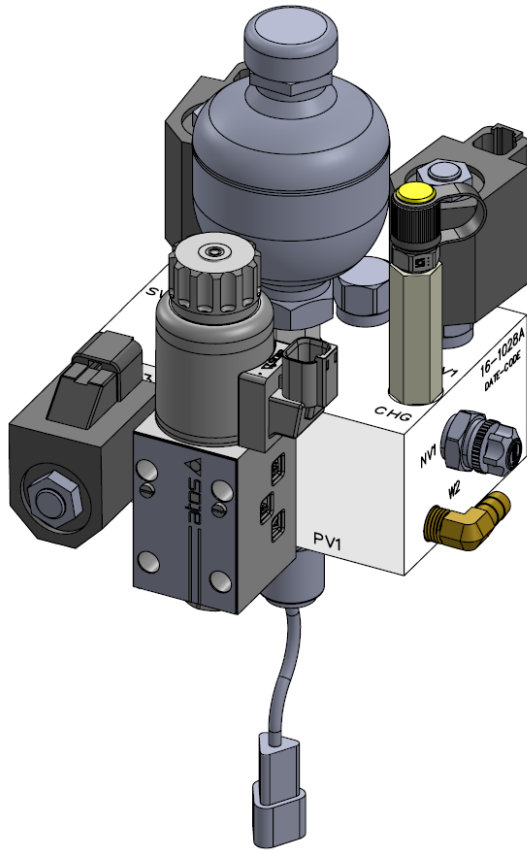
EARLY RECTIFIED MANIFOLD	CURRENT RECTIFIED MANIFOLD
Shown with an early 0.32 L accumulator	1 Accumulator (0.32 L)
	350 psi (Operation Pressure)
	215 psi (Low Pressure Set Point)

SEAKEEPER BRAKE MANIFOLD CHANGES



PRODUCT ALL SEAKEEPER MODELS

SEAKEEPER 3





EARLY BI-DIRECTIONAL MANIFOLD	CURRENT RECTIFIED MANIFOLD
1 Accumulator (0.16 L)	1 Accumulator (0.75 L)
250 psi (Operation Pressure)	350 psi (Operation Pressure)
72 psi (Low Pressure Set Point)	215 psi (Low Pressure Set Point)

SEAKEEPER BRAKE MANIFOLD CHANGES



PRODUCT ALL SEAKEEPER MODELS

SEAKEEPER 5/6



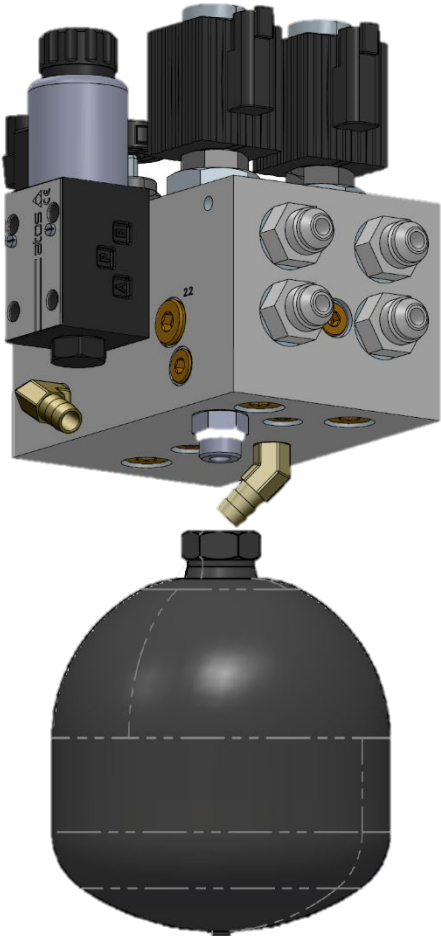

EARLY BI-DIRECTIONAL MANIFOLD	CURRENT RECTIFIED MANIFOLD
2 Accumulators (0.16L ea.)	1 Accumulator (1.0 L) *
250 psi (Operation Pressure)	350 psi (Operation Pressure)
72 psi (Low Pressure Set Point)	150 psi (Low Pressure Set Point)
	<div>* The Seakeeper 6/5 accumulator uses two different adapters:<ul style="list-style-type: none">5-201-1969 thru 5-204-2595 AND 6-201-1936 thru 6-204-2595 use 50239-1SP6/5-204-2596 to current use 50278-1SP</div>

SEAKEEPER BRAKE MANIFOLD CHANGES



PRODUCT ALL SEAKEEPER MODELS

SEAKEEPER 9/7HD




EARLY BI-DIRECTIONAL MANIFOLD	CURRENT RECTIFIED MANIFOLD
2 Accumulators (0.16L ea.)	1 Accumulator (1.4 L)
250 psi (Operation Pressure)	350 psi (Operation Pressure)
72 psi (Low Pressure Set Point)	230 psi (Low Pressure Set Point)

SEAKEEPER BRAKE MANIFOLD CHANGES



PRODUCT ALL SEAKEEPER MODELS

SEAKEEPER 16/12HD & 18




EARLY BI-DIRECTIONAL MANIFOLD	CURRENT RECTIFIED MANIFOLD
2 Accumulators (0.32 L ea.)	1 Accumulator (2.0 L)
250 psi (Operation Pressure)	350 psi (Operation Pressure)
72 psi (Low Pressure Set Point)	200 psi (Low Pressure Set Point)

SEAKEEPER BRAKE MANIFOLD CHANGES



PRODUCT ALL SEAKEEPER MODELS

SEAKEEPER 26/20HD & 35/30HD



BI-DIRECTIONAL MANIFOLD
2 Accumulators (0.32 L ea.)
250 psi (Operation Pressure)
72 psi (Low Pressure Set Point)

REVISION	DESCRIPTION OF CHANGES	DATE	APPROVED
2	Model changes added	03/31/2021	K Zervas