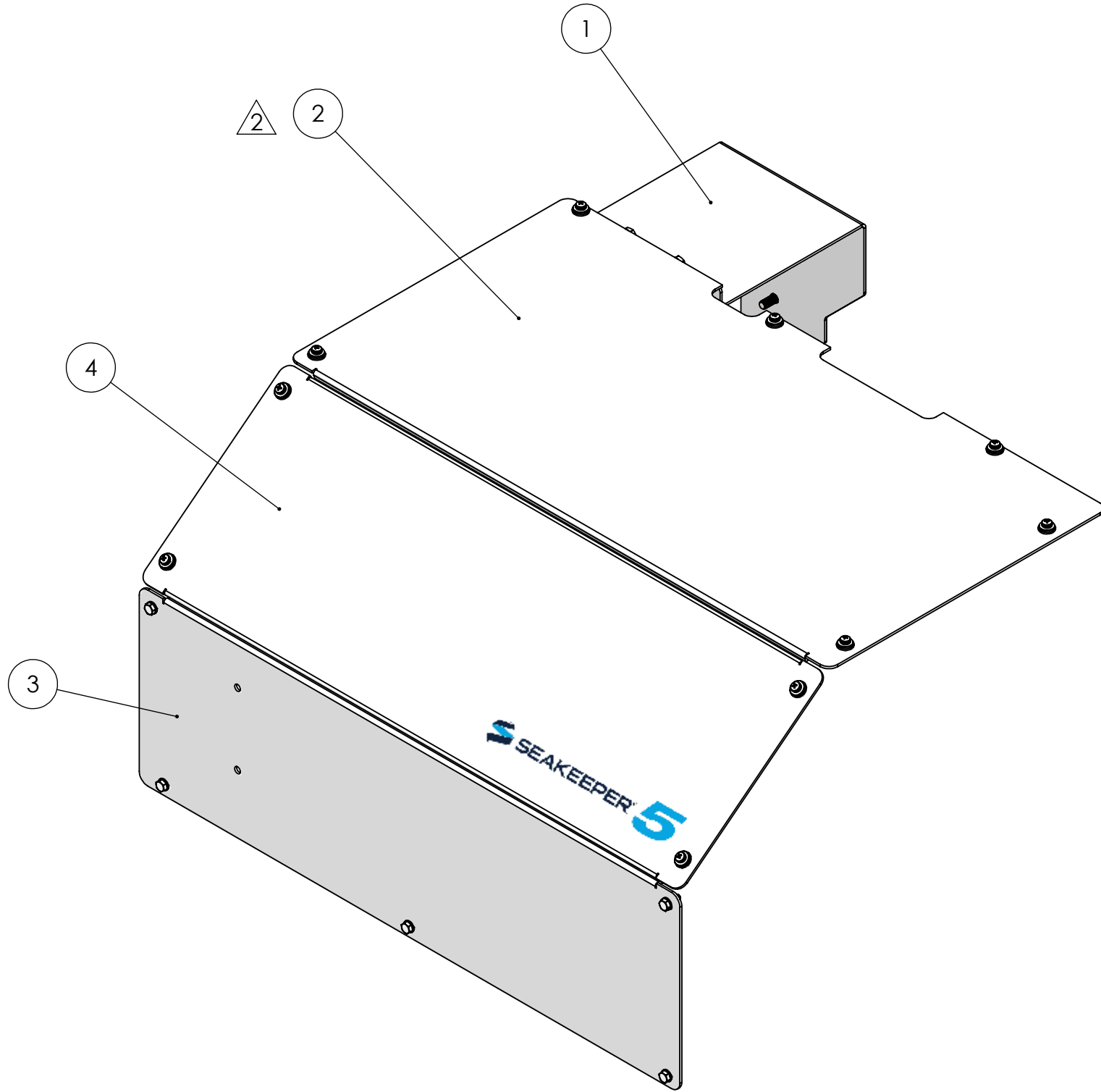

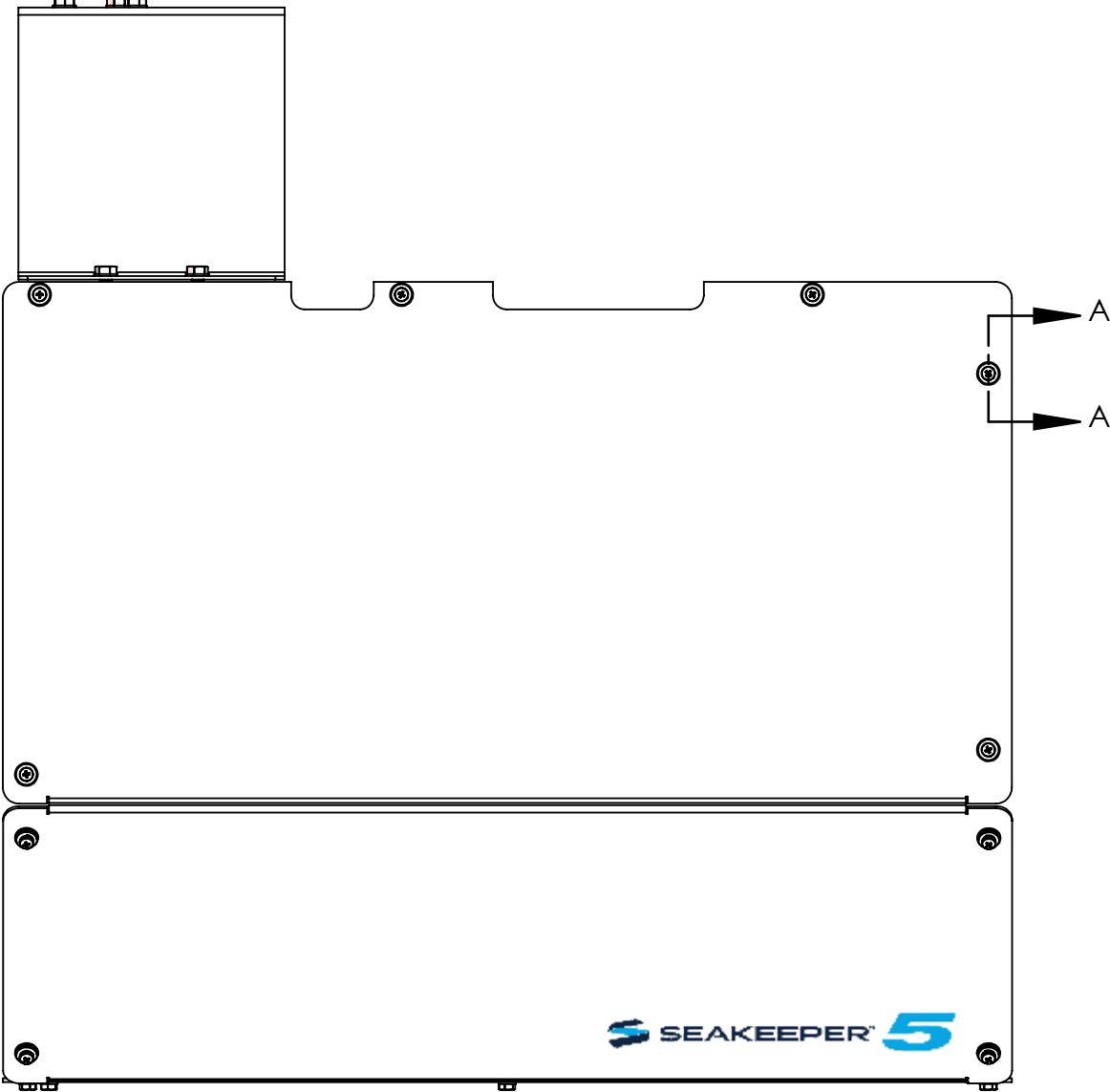


NOTES:
1) THIS DWG. REPRESENTS A SUB-GROUP OF COMPONENTS WITHIN THE SK5 COVER AND GUARD SYSTEM BILL OF MATERIAL AND DOES NOT NECESSARILY REPRESENT THE ACTUAL ASSEMBLY PROCEDURE. THIS DWG DOES PROVIDE TECHNICAL INFORMATION REGARDING COMPONENT LOCATION AND FASTENER APPLICATION.
2) ITEMS 5, 6, AND 10 ARE REMOVEABLE FOR INSTALLATION AND SERVICE WITH STAINLESS STEEL HARDWARE. PAINTING THIS HARDWARE IS NOT NECESSARY.
3) THREADLOCKER SHOULD BE APPLIED TO REMOVABLE COVERS JUST PRIOR TO SHIPPING AFTER ALL FINAL GYRO TESTING

REV NO.	ECN NO.	ZONE	DESCRIPTION	DATE	APPRVD.
1	0765		SK5 INITIAL RELEASE	6/17/2019	AVM
2	0781		REMOVED SEAKEEPER ENGRAVING FROM TOP PANEL.	10/7/2019	EMS

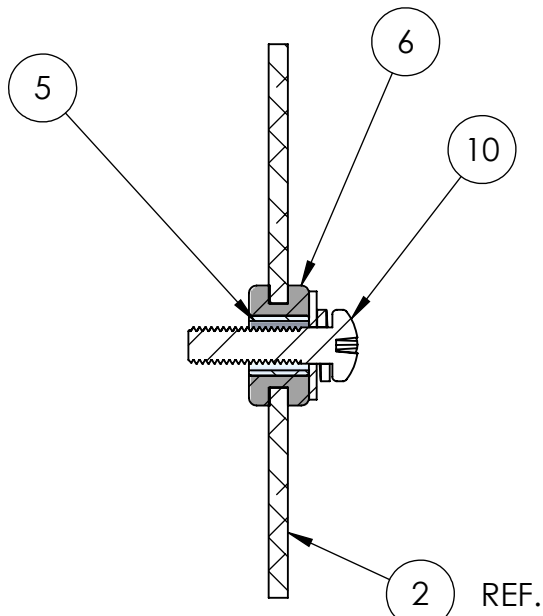

APPLY BLUE THREAD LOCKER, ITEM 12 TO BOLT THREADS. SNUG TIGHTLY.

8 11 5X



SNUG TIGHTLY.

10 6 5 10X



SECTION A-A

12	70054	THREADLOCKER, LOCTITE #243, BLUE	---	1
11	60330	WASHER, FLAT DIN125 M8	316 SS	5
10	60263	PAN HD PHILLIPS SCREW, INTEGRATED WASHERS 10-32 X 3/4"	18-8 SS	10
9	60256	HEX HEAD CAP SCREW, M6-1.0 X 16mm LG	316 SS	5
8	60246	HEX HD CAP SCREW M8-1.25 X 20mm LG. 316SS	316SS	5
7	60223	WASHER, FLAT, M6 12MM OD	316SS	5
6	40342	RUBBER GROMMET, .31 ID X .62 OD X .31 THK.	NITRILE RUBBER	10
5	40341	ALUMINUM SLEEVE BUSHING	6061-T6 ALUM	10
4	12182	SK5 FACE PANEL	ALUMINUM 5052	1
3	11638	SK6 FRONT PANEL	ALUMINUM 5052	1
2	10970	SK6 TOP PANEL	ALUMINUM 5052	1
1	10973	SK6 MANIFOLD COVER	ALUMINUM 5052	1
ITEM NO.	PART NO.	DESCRIPTION	MATERIAL	QTY.

PROPRIETARY AND CONFIDENTIAL

THE INFORMATION CONTAINED IN THIS DRAWING IS THE SOLE PROPERTY OF SEAKEEPER INCORPORATED. ANY REPRODUCTION IN PART OR AS A WHOLE WITHOUT THE WRITTEN PERMISSION OF SEAKEEPER IS PROHIBITED.



SK5 COVER SUB-SYSTEM
SERVICE REFERENCE

DWG NUMBER
12183-SP

REV. NO. SHEET NO.
2 1 OF 1