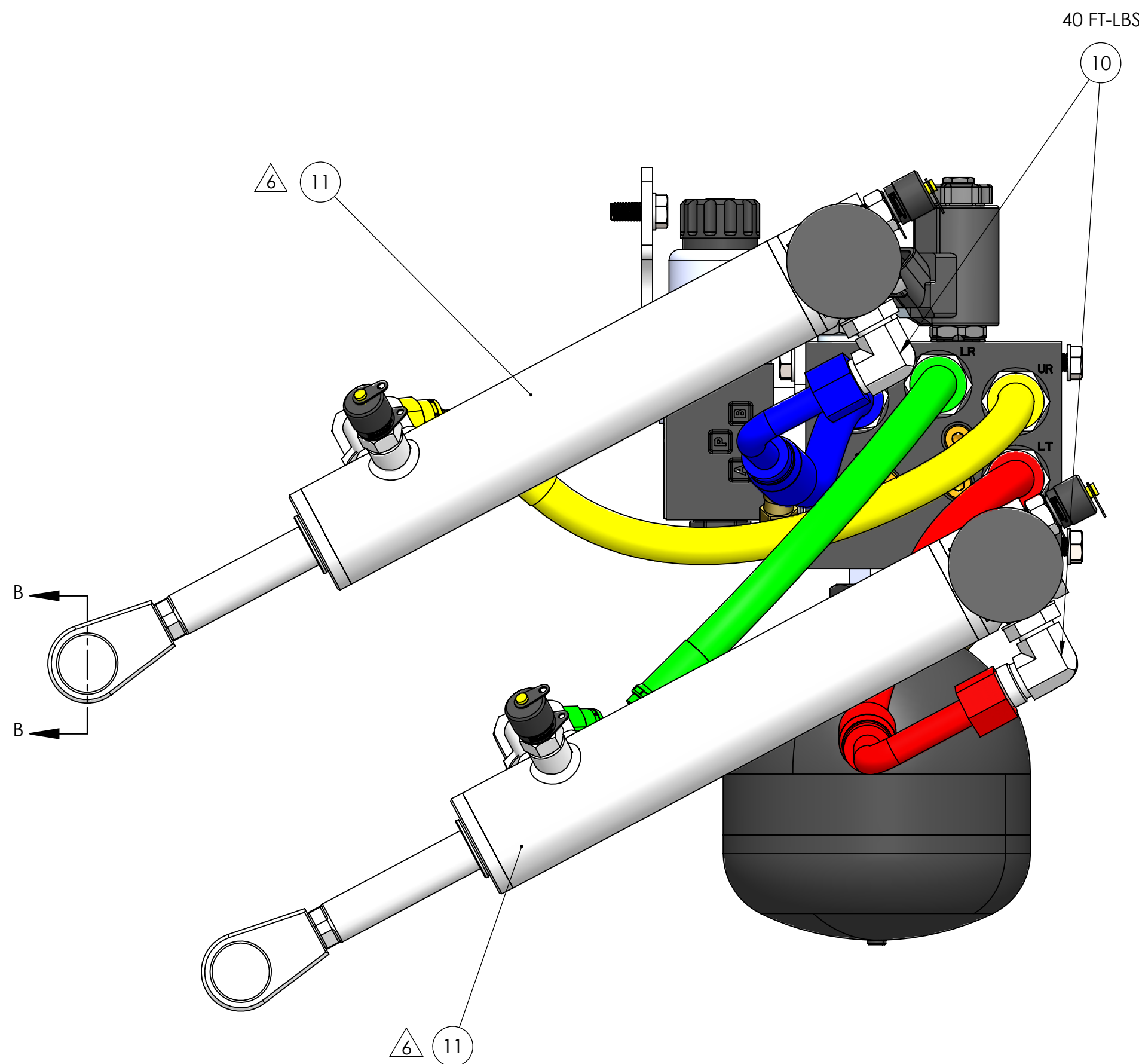
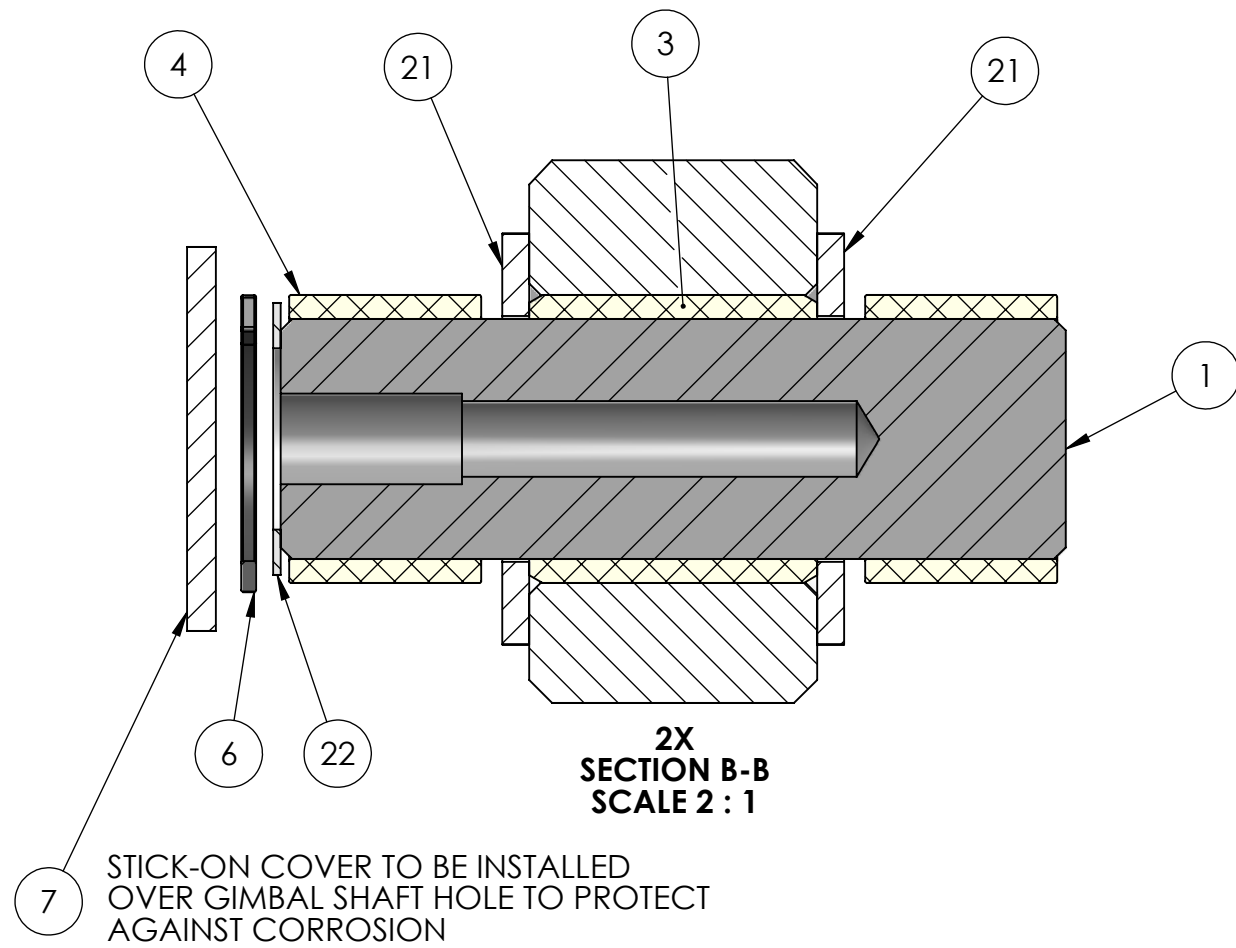
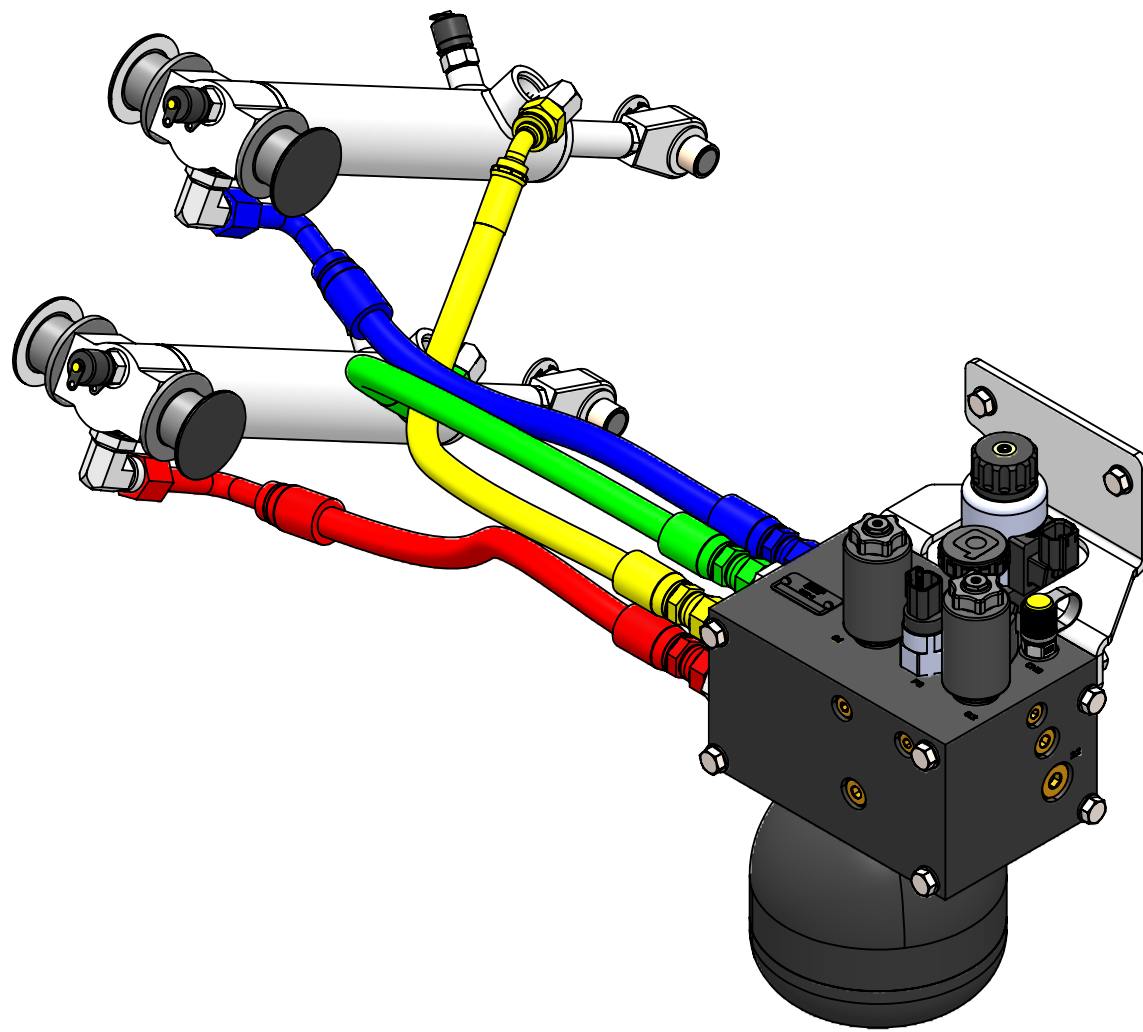
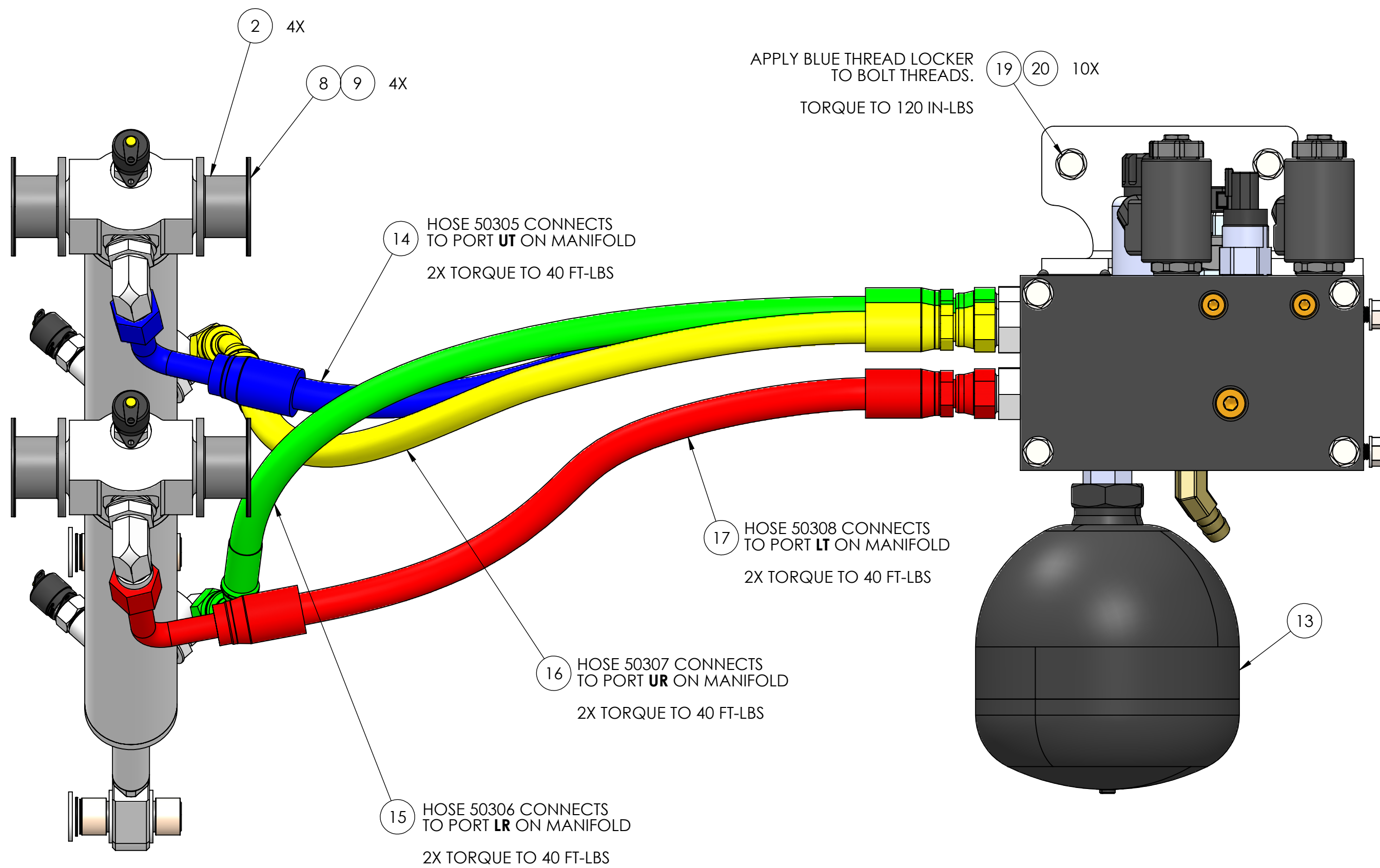
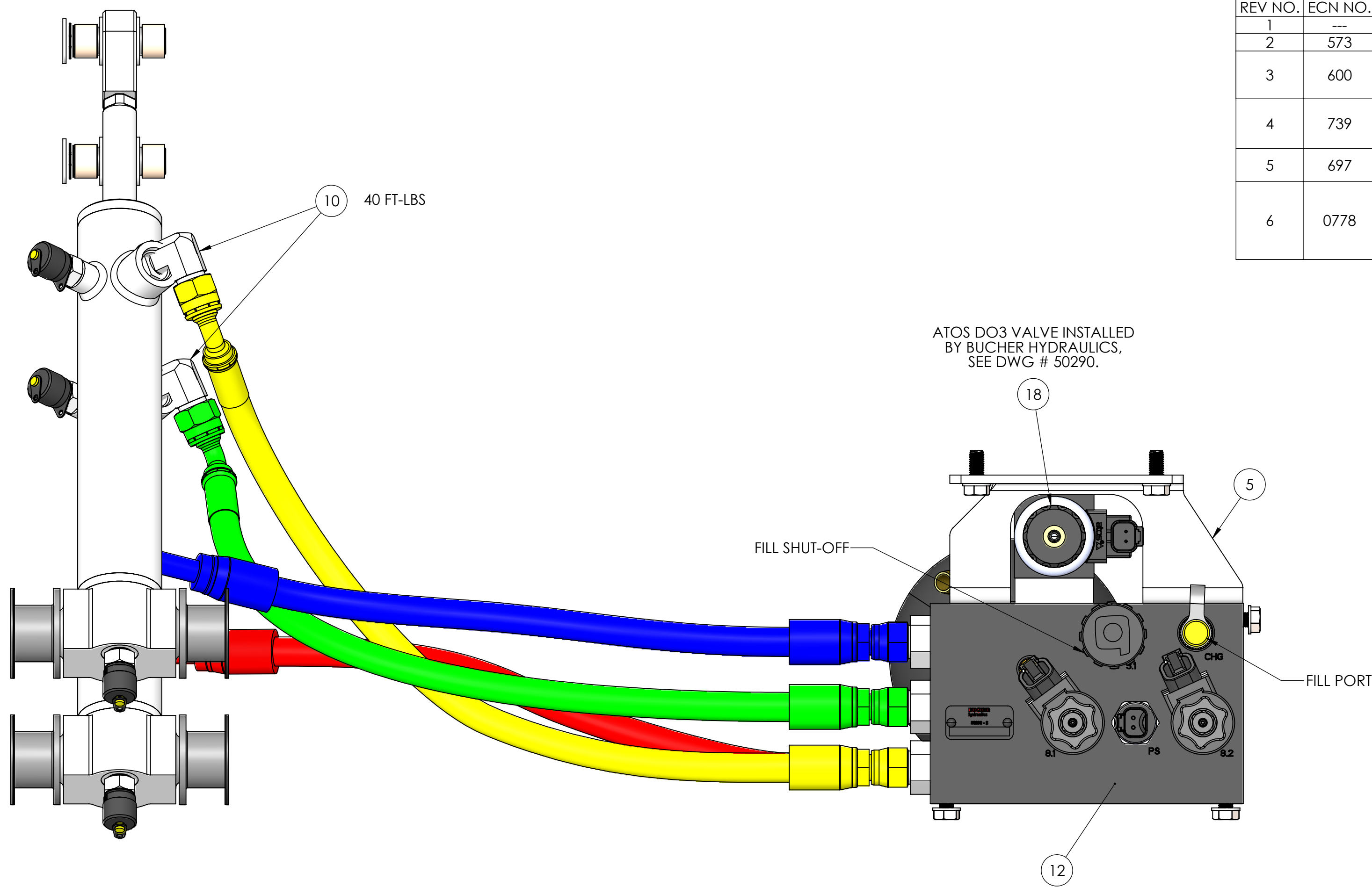


NOTES:
1) THIS DWG. REPRESENTS A SUB-GROUP OF COMPONENTS WITHIN THE SK6/5 BRAKE SYSTEM BILL OF MATERIAL AND DOES NOT NECESSARILY REPRESENT THE ACTUAL ASSEMBLY PROCEDURE. THIS DWG DOES PROVIDE TECHNICAL INFORMATION REGARDING COMPONENT LOCATION, SUGGESTED HOSE ROUTING, AND FASTENER APPLICATION.
2) WHEN FILLING MANIFOLD WITH OIL, CHARGE TO A STATIC PRESSURE OF 350 PSI.
3) THE 1L ACCUMULATOR (#50294) IS TO BE PRE-CHARGED WITH NITROGEN TO 75 PSI ± 3 PSI. AND INSTALLED BY SEAKEEPER.
4) BEFORE INSTALLING ROD END TO CYLINDER ROD, CLEAN THREADS ON BOTH COMPONENTS FREE OF OIL AND DEBRIS. APPLY BLUE THREADLOCKER TO BOTH THREADS DURING ASSEMBLY OF THREADS.
5) HOSE CONNECTION PORTS ARE STAMPED UT, LR, UR, AND LT. ACTUAL HOSE ROUTING MAY DIFFER FROM DRAWING.
6) THE COLOR STANDARD FOR THE CABLE TIE HOSE MARKERS ARE AS FOLLOWS:

BLUE - UPPER CYLINDER, REAR TRUNNION END PORT - MANIFOLD PORT **UT**
YELLOW - UPPER CYLINDER, FRONT ROD END PORT - MANIFOLD PORT **UR**
RED - LOWER CYLINDER, REAR TRUNNION END PORT - MANIFOLD PORT **LT**
GREEN - LOWER CYLINDER, FRONT ROD END PORT - MANIFOLD PORT **LR**



SEE NOTE 4



23	70054	THREADLOCKER, LOCTITE #243, BLUE	1
22	60448	SHIM, ROUND, 12MM ID X 18MM OD X .5MM THK	2
21	60348	WASHER, GENERAL PURPOSE FLAT 0.63 1.07 OD	4
20	60330	WASHER, FLAT DIN125 M8	10
19	60246	HEX HD CAP SCREW M8-1.25 X 20mm LG. 316SS	10
18	50313	PROPORTIONAL DIRECTIONAL VALVE, ATOS DO3, S5 SPOOL, 6V, DEUTSCH CONNECTOR	1
17	50308	SK6 HYDRAULIC HOSE ASSEMBLY, RECTIFIED MANIFOLD, LOWER TRUNNION END	1
16	50307	SK6 HYDRAULIC HOSE ASSEMBLY, RECTIFIED MANIFOLD, UPPER ROD END	1
15	50306	SK6 HYDRAULIC HOSE ASSEMBLY, RECTIFIED MANIFOLD, LOWER ROD END	1
14	50305	SK6 HYDRAULIC HOSE ASSEMBLY, RECTIFIED MANIFOLD, UPPER TRUNNION END	1
13	50294	ACCUMULATOR, 1 L. SAE -08 PORT	1
12	50290	SK6 RECTIFIED MANIFOLD ASSEMBLY, DO3 VALVE, BUCHER	1
11	50287	SEAKEEPER 6 UPPER-LOWER BRAKE WELDED CYLINDER	2
10	50106	ADAPTOR, -8 SAEOR8 TO -8 JIC M, 90 DEG	4
9	40413	VHB TAPE, 2" OD X 1-3/8" ID X .025 THK.	4
8	40412	COVER, 2" OD X .025 THK, BLACK	4
7	40411	NG5 BRAKE PIN COVER	2
6	40354	RETAINING RING, INTERNAL, .75	2
5	12166	SK6 BRAKE MANIFOLD BRACKET, RECTIFIED MANIFOLD	1
4	10935	BUSHING, .625 ID X .75 OD X .5 LONG, BUNTING	4
3	10934	ROD END BUSHING .750 OD X .625 ID X .75 LONG, BUNTING	2
2	10933	SK5 TRUNNION BUSHING	4
1	10932	NG5 PIN, BRAKE CRANK	2
ITEM NO.	PART NUMBER	DESCRIPTION	QTY.
PROPRIETARY AND CONFIDENTIAL			
THE INFORMATION CONTAINED IN THIS DRAWING IS THE SOLE PROPERTY OF SEAKEEPER INCORPORATED. ANY REPRODUCTION IN PART OR AS A WHOLE WITHOUT THE WRITTEN PERMISSION OF SEAKEEPER IS PROHIBITED.			
WEIGHT - LBS : ---		NAME: SK6/5 BRAKE SUB-SYSTEM	
MATERIAL: ---		DRAWN: WHK DATE: 22 JULY 2016	
---		ENG APPR: DATE:	
---		PROD APPR: DATE:	
		DWG NUMBER	REV. NO/ SHEET NO.
		11676-SP	6 1 OF 1