

2) ITEMS SHOWN IN PHANTOM ARE FOR REFERENCE ONLY. THESE REFERENCE ITEMS ARE PART OF OTHER SUB-GROUPS AND ARE DISPLAYED IN THIS DWG TO SHOW WIRE HARNESS CONNECTION POINTS.

68	70061	THERMAL JOINT COMPOUND - WAKEFIELD TYPE 120	---	AR	
67	70054	THREAD LOCKER, LOCTITE #243, BLUE	---	AR	
66	60335	SCREW, HEX HD CAP M6-1.0 X 40MM FULL TD	316 SS	4	-
65	60278	HEX HD CAP SCREW,M6-1.0 X 16mm LG, FULL THREAD	BRASS	5	-
64	60276	INTERNAL TOOTH LOCK WASHER, 5/16" SCREW SIZE	BRONZE	1	-
63	60267	HEX NUT, NYLOK M8-1.2 SS	316 SS	2	-
62	60260	STAND OFF, NYLON, .31X.75X.5	NYLON	4	-
61	60259	BTN SKT HD MACHINE SCREW M5-.8 X 12mm LG	18-8 SS	3	-
60	60256	HHCS M6-1.0 X 16mm LG	316 SS	4	-
59	60255	HEX NUT, NYLOK M6-1.0	316 SS	6	-
58	60247	HEX HD CAP SCREW M8-1.25 X 40mm LG 316SS	316SS	2	-
57	60246	HEX HD CAP SCREW M8-1.25 X 20mm LG, 316SS	316SS	5	-
56	60223	FLAT WASHER M6 SCREW SIZE	316 SS	16	-
55	60222	HHCS M6-1.0 X 35mm LG FULL THREAD	316 SS	2	-
54	60177	SCREW, PHILLIPS HD PAN 8-32 X 0.63	18-8 SS	2	-
53	60162	FLAT WASHER, #8 SS	316 SS	4	-
52	60161	NUT, NYLOCK HEX 8-32	18-8 SS	2	-
51	60105	SCREW, SOCKET HD CAP 10-24 X 2.0 GRD8	BLK OXIDE STL	8	-
50	60097	INTERNAL TOOTH LOCK WASHER, 1/4"	BRONZE	5	-
49	60087	SCREW, PHILLIPS HD PAN 8-32 X 0.38	18-8 SS	1	-
48	60061	PAN HD MACHINE SCREW 10-24 X .50 LG	18-8SS	2	-
47	60038	FLAT WASHER, M4	18-8 SS	2	-
46	60037	SPRING LOCK WASHER, M4	18-8 SS	2	-
45	60036	BUTTON SKT HD CAP SCREW, M4-.7 X 20MM LG	18-8 SS	2	-
44	60034	SKT HD CAP SCREW, M4-.7 X 16mm LG, SS	18-8 SS	2	-
43	60033	FLAT WASHER #10	316SS	5	-
42	60015	WASHER, HI COLLAR LOC #10	ALLOY STEEL	8	-
41	60003	WASHER, FLAT TYPE B NARROW 0.31	316 SS	9	-
40	40367	GROMMET, PUSH IN 1-1/4 ID X 3/32 PANEL THKNSS.	SBR RUBBER	1	-
39	40366	MOTOR DRIVE COVER LABEL	ANODIZED ALUM.	1	-
38	40271	CLICK BOND CABLE TIE ANCHOR,TRANSVERSE BASE	COMP	2	-
37	40250	SILI-THANE 803 MARINE SEALANT	---	AR	
36	30269	SEAKEEPER DISPLAY SUNCOVER	---	1	-
35	30268	SEAKEEPER CONTROLLER DISPLAY	---	1	-
34	30255	RING TERMINAL, 16-14 GA SIZE #8 INSULATED, BLUE	---	1	-
33	30254	RING TERMINAL, 12-10 GA SIZE #8 INSULATED,YELLOW	---	1	-
32	30247	AMPHENOL LTW PLASTIC CAP, FEMALE	---	1	-
31	30246	AMPHENOL LTW PLASTIC CAP, MALE	---	1	-
30	30245	TERMINATOR, NMEA 2000 MICRO, 120OHM FEMALE	PLASTIC	1	-
29	30244	DISPLAY CABLE T- ADAPTOR	---	1	-
28	30243	CABLE, MALE/FEMALE, NMEA 2000 PLASTIC MICRO, 25M LG.	---	1	-
27	30242	FERRULE 12 AWG, .47" PIN LENGTH	---	3	-
26	30241	POWER RELAY	---	1	-
25	30240	FERRULE 14 AWG, .47 PIN LENGTH	---	2	-
24	30239	MARINE GRADE ELECTRICAL CABLE, 14-3 SEAWATER PUMP	---	1	-
23	30236	VACUUM SENSOR, SENSATA 100CP8-17	BRASS	1	-
22	30235	THERMISTOR, GE WTS 1797	316 SS	2	-
21	30234	ECU ASSEMBLY INLCUSING ISOLATION BUSHINGS	---	1	-
20	30197	FERRULE 10 AWG, .47" PIN LENGTH	---	2	-
19	30179	MARINE GRADE ELECTRICAL CABLE, 10-3 AC POWER	---	1	-
18	30011	CABLE TIE ANCHOR CLIP	---	2	-
17	30003	POSITION MARKER	---	1	-
16	20248	GYRO DC INPUT POWER CABLE ASSEMBLY, 5M LG.	---	1	-
15	20232	NG9 FLYWHEEL MOTOR ROTOR	---	1	-
14	20228	GROUND CABLE ASSY, 4 AWG, 13" LG.	---	1	-
13	20223	CANvU 355 DISPLAY INTERFACE CABLE	---	1	-
12	20222	GIMBAL ANGLE SENSOR & CONNECTOR ASSEMBLY	---	1	-
11	20220	GROUND CABLE ASSY, 4 AWG, 90" LG.	---	1	-
10	20219	GROUND CABLE ASSY, 4 AWG, 18" LG.	---	1	-
9	20218	SEAKEEPER 9 GYRO WIRING HARNESS	---	1	-
8	20216	SEAKEEPER MOTOR DRIVE BOX	ALUMINUM	1	-
7	20212	NG9 FLYWHEEL MOTOR STATOR	---	1	-
6	20208	DISPLAY LABEL	---	1	-
5	20206	CAN IMU ASSEMBLY	---	1	-
4	11023	SEAKEEPER 9 ELECTRONICS BASEPLATE	5052 ALUM	1	-
3	11021	SEAKEEPER 9 WIRE BULKHEAD PLATE	.100 ALUM SHT.	1	-
2	10852	SEAKEEPER 9 MOTOR DRIVE BRACKET	5052 ALUM	1	-
1	10832	SEAKEEPER 9 GIMBAL ANGLE SENSOR MOUNT FINISH MACHINED	CAST ALUM	1	-
ITEM NO.	PART NO.	DESCRIPTION	MATERIAL	QTY	NOTE

DWG NUMBER	REV. NO.	SHEET NO.
<b>20217-SP</b>	<b>4</b>	1 OF 3

DRAWN: SAC	DATE: 06MAR14
ENG APPR:	DATE:
PROD APPR:	DATE:



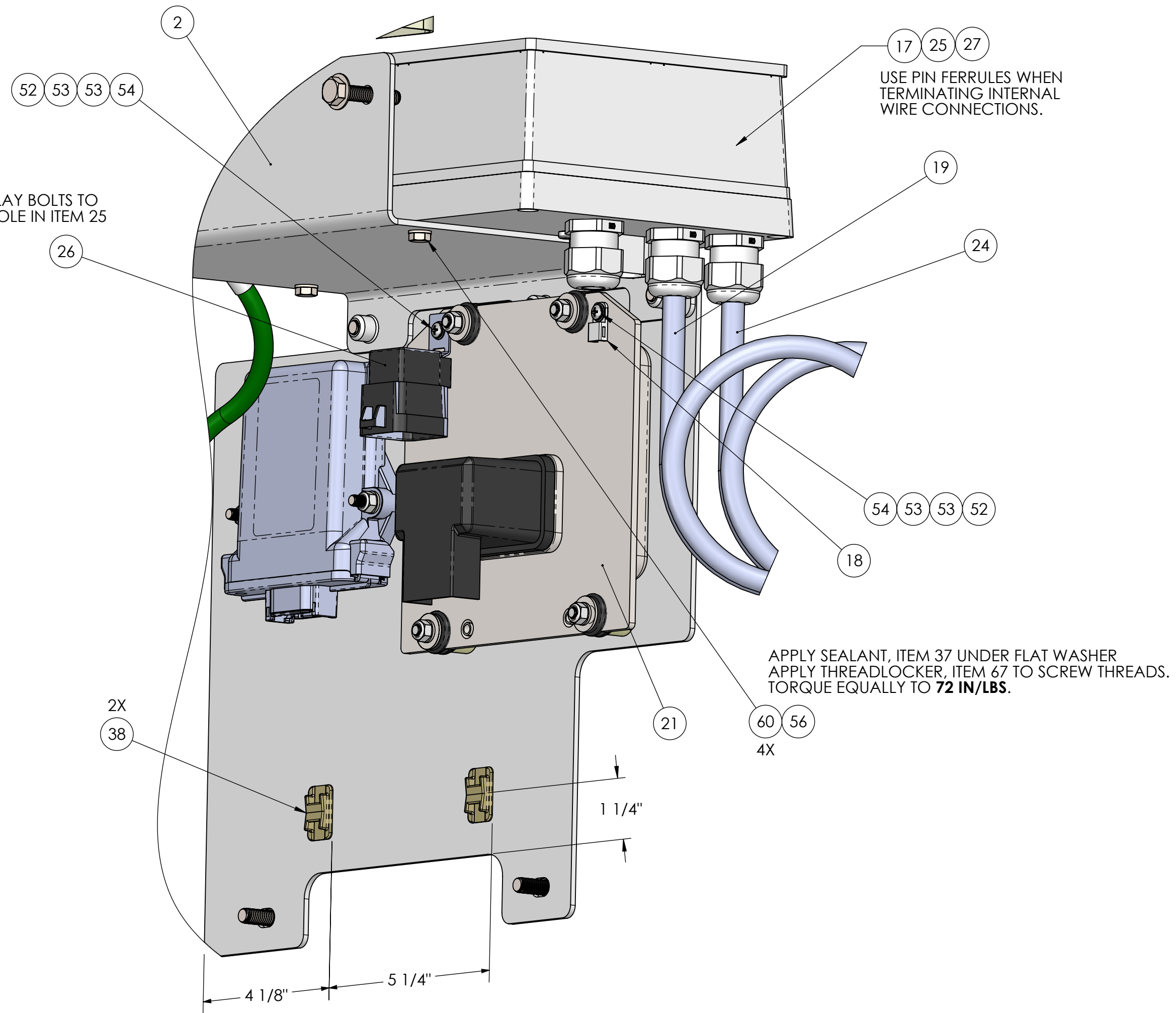
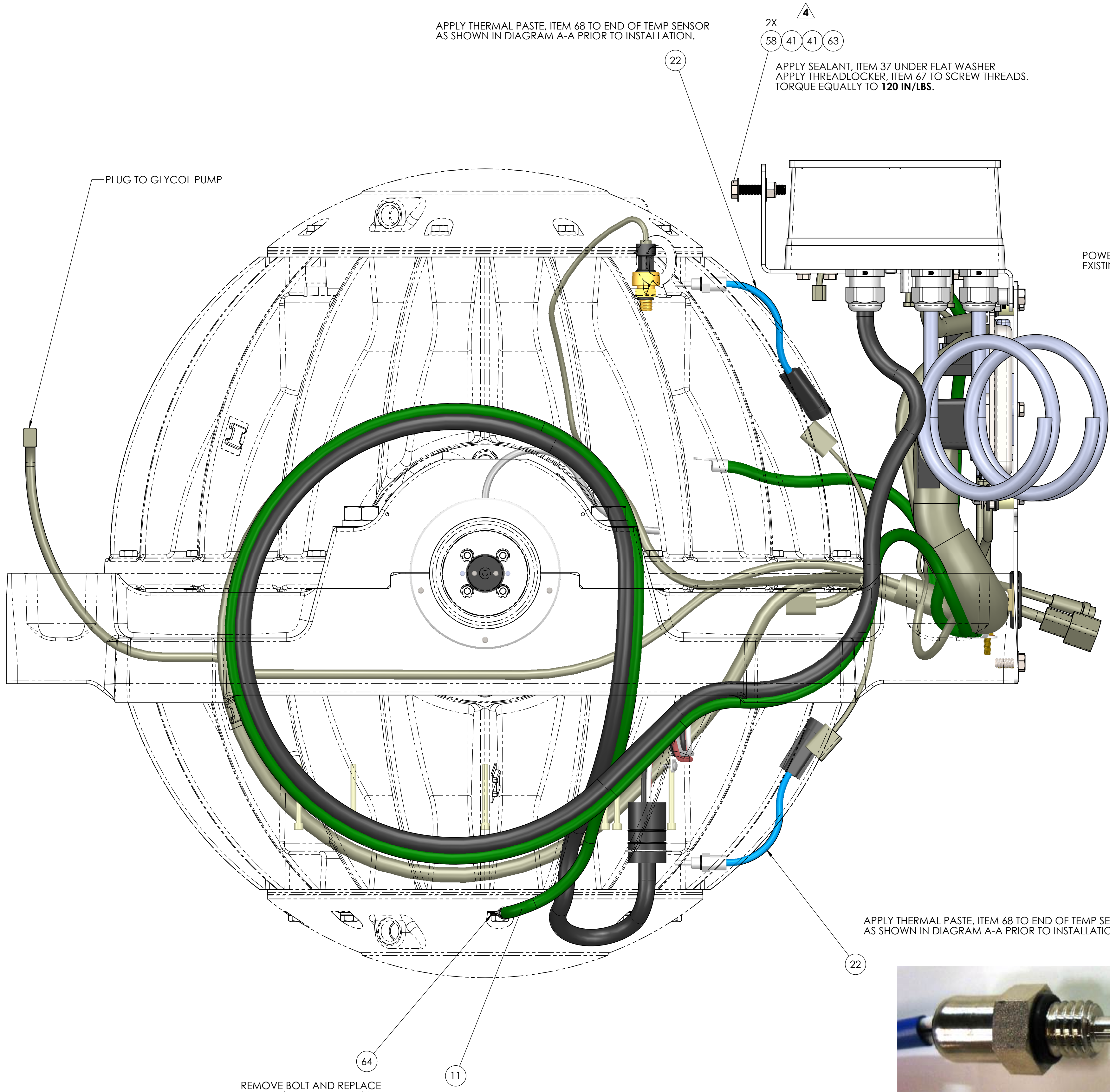


DIAGRAM A-A



8 7 6 5 4 3 2 1

F

E

D

C

B

A

F

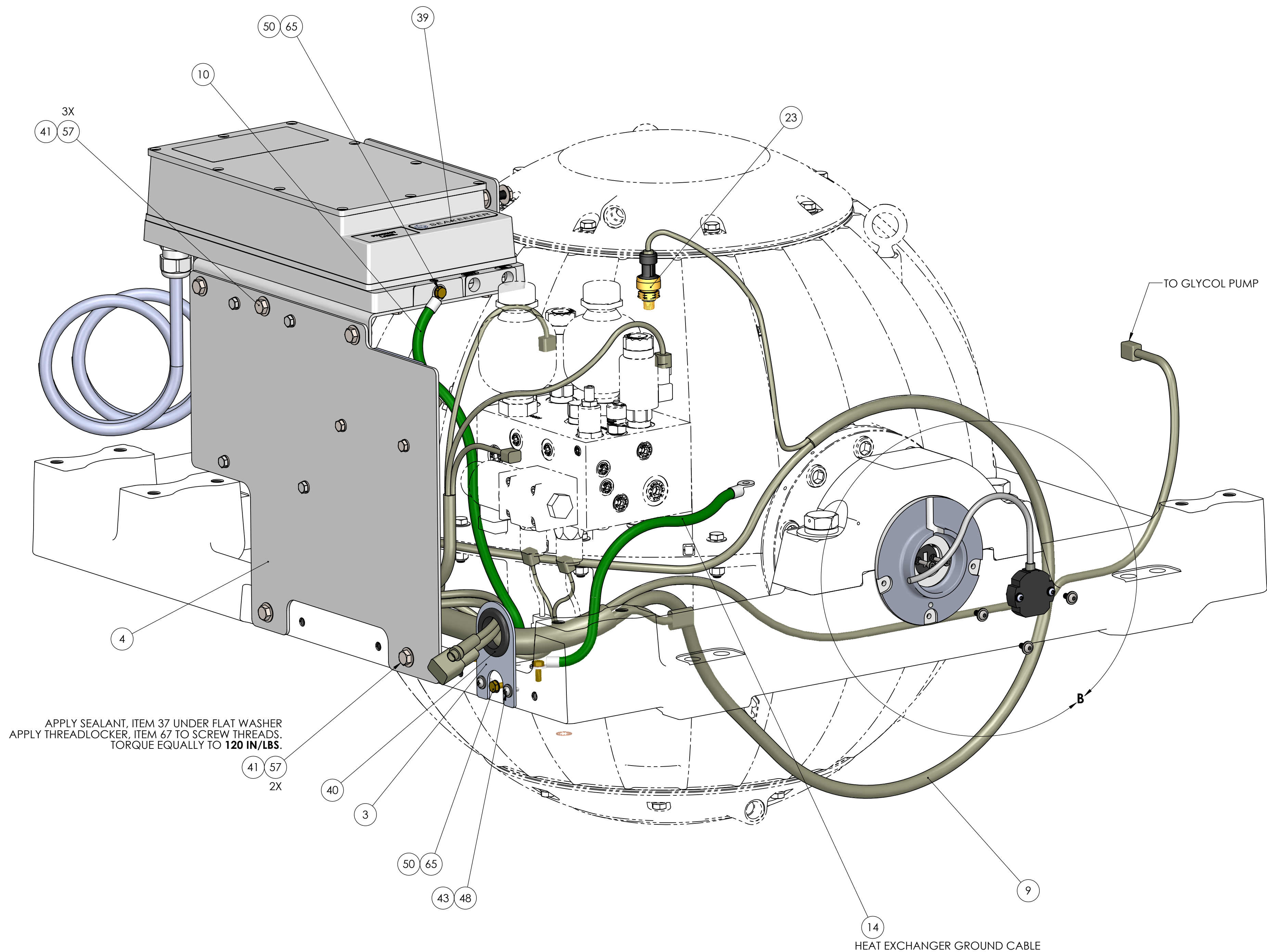
E

D

C

B

A



DETAIL B  
SCALE 1 : 1.5

**PROPRIETARY AND CONFIDENTIAL**  
THE INFORMATION CONTAINED IN THIS  
DRAWING IS THE SOLE PROPERTY OF  
SEAKEEPER INCORPORATED. ANY  
REPRODUCTION IN PART OR AS A WHOLE  
WITHOUT THE WRITTEN PERMISSION OF  
SEAKEEPER IS PROHIBITED.

Seakeeper Inc.  
44425 Pecan Court  
Suite 151  
California, MD 20619  
NAME:

**SEAKEEPER**  
SEAKEEPER 9, ELECTRICAL  
SUB-SYSTEM SERVICE REFERENCE

DWG NUMBER  
**20217-SP**  
REV. NO. SHEET NO.  
**4** 3 OF 3

WEIGHT - LBS. :

MATERIAL:

DRAWN: SAC

ENG APPR:

PROD APPR:

DATE: 06MAR14

DATE:

DATE: