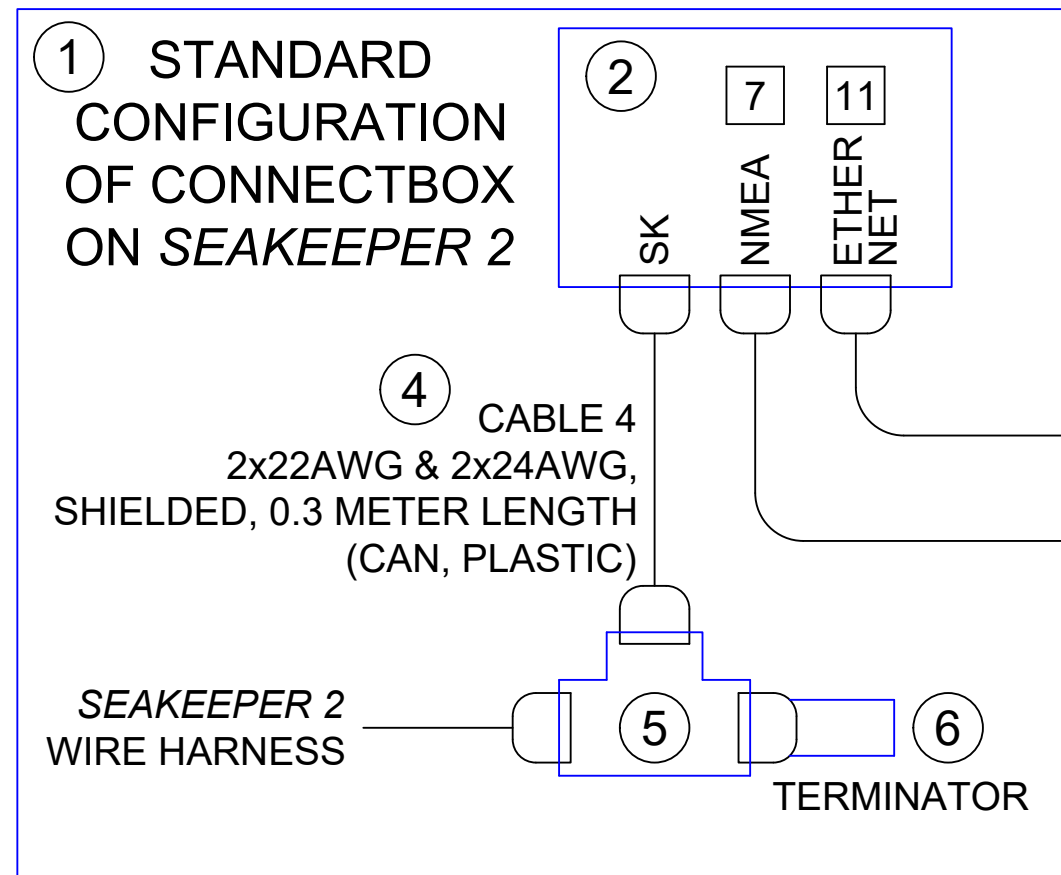


NOTES: (FROM SH 1, ZONE 5-A)

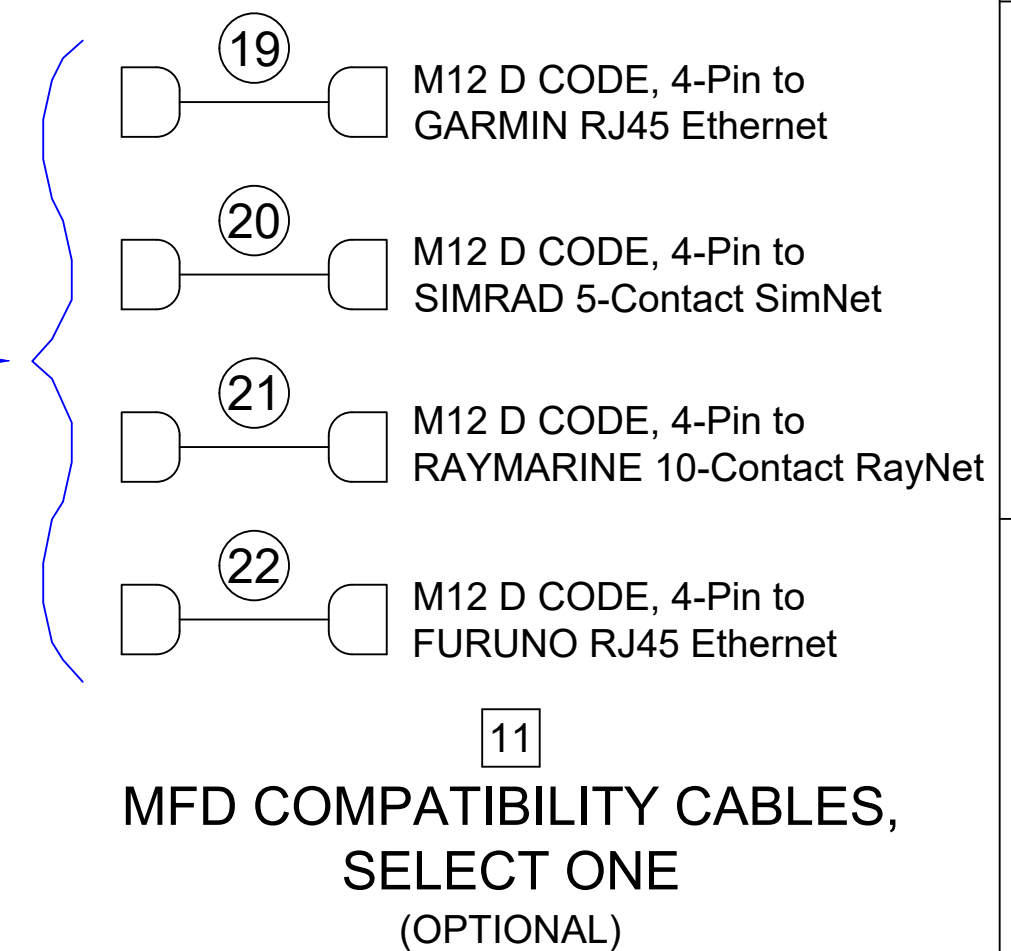
7 NMEA CONNECTOR ON CONNECTBOX IS FOR REQUIRED CONNECTION TO VESSEL'S NMEA 2000 NETWORK. AN ACTIVE NMEA 2000 COMPATIBLE GPS SIGNAL IS REQUIRED ON THE VESSEL'S NETWORK FOR SEAKEEPER OPERATION. IF NO GPS SIGNAL IS DETECTED A WARNING WILL BE PRESENT ON THE SEAKEEPER APP.

8 CONNECTION TO A SEAKEEPER COMPATIBLE MFD IS REQUIRED.

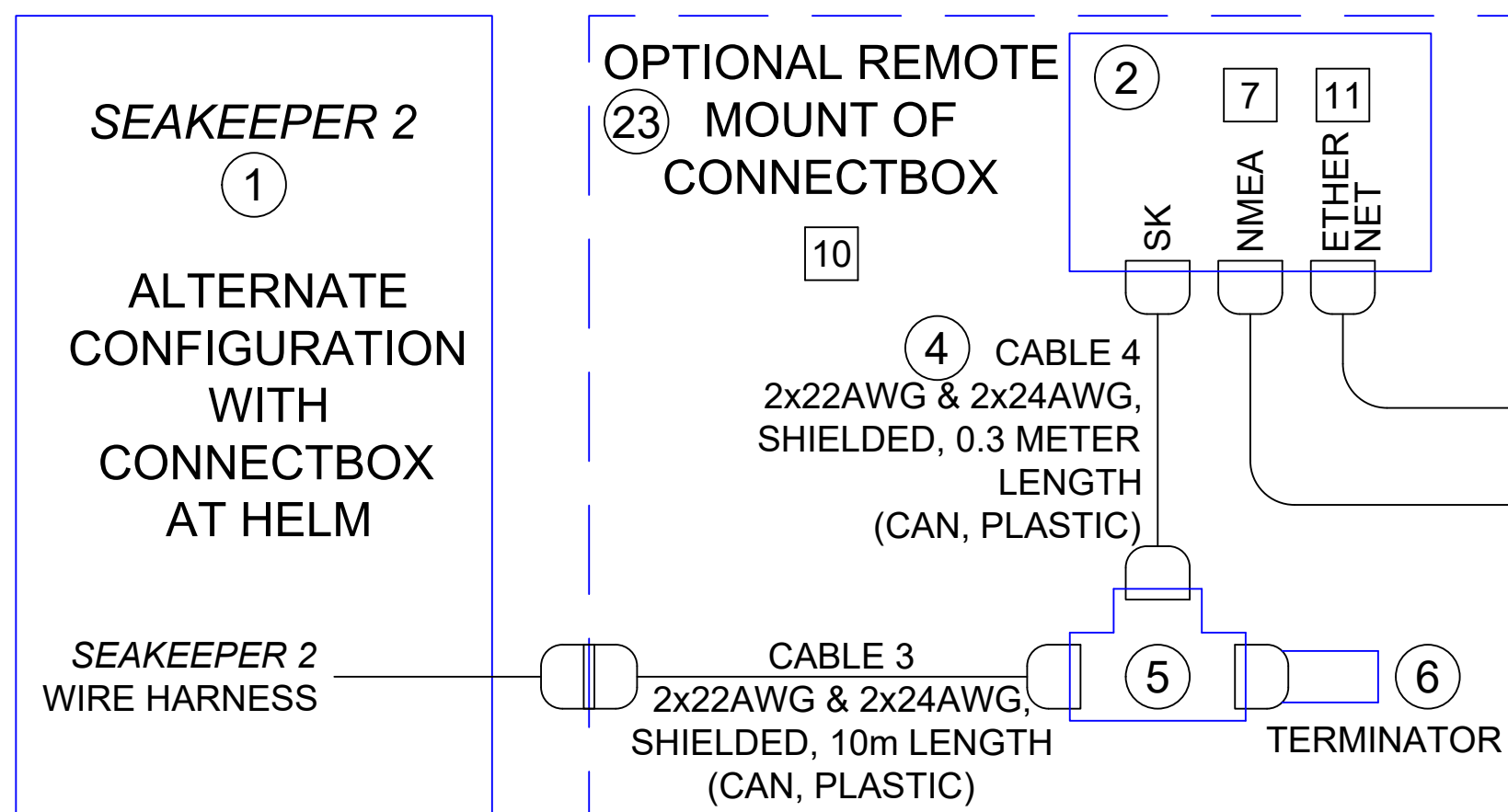
9 DAISY CHAINING ALLOWED FOR 4-PIN D-CODE ETHERNET CABLES UP TO A MAXIMUM LENGTH OF 100m.



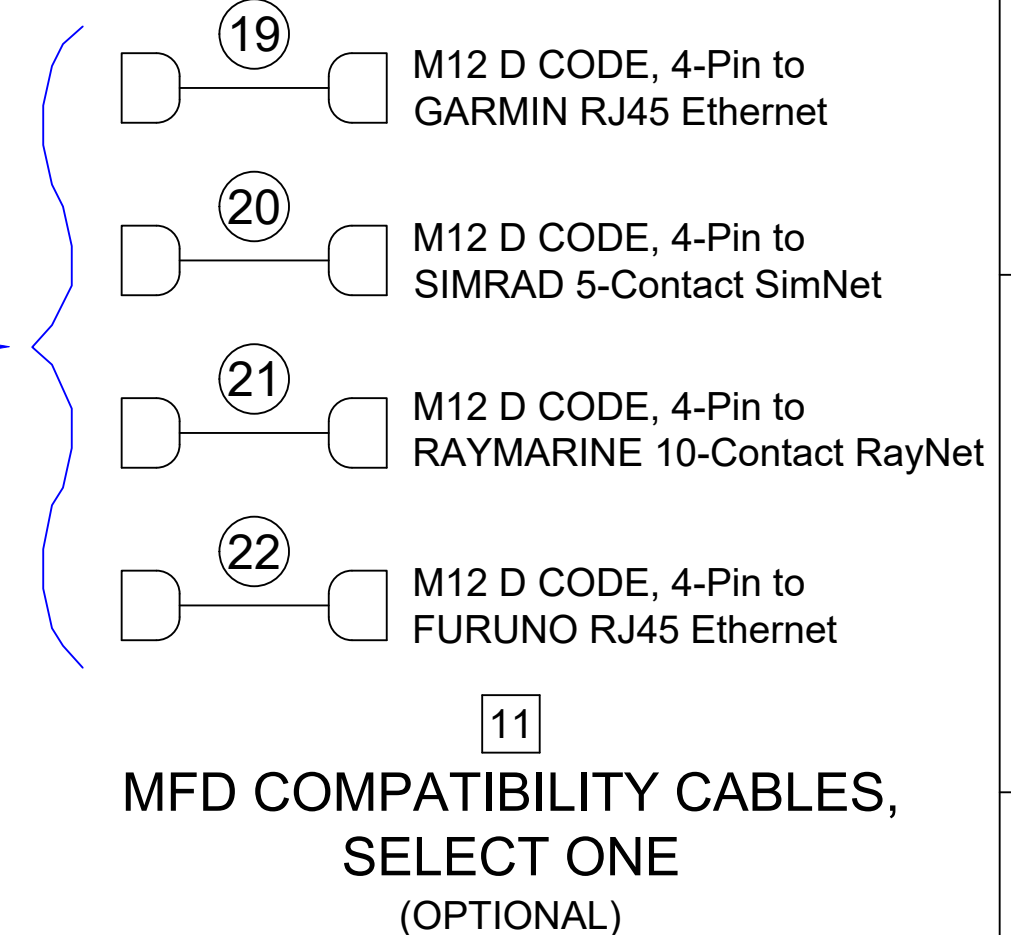
CONFIGURATION 1: CONNECTBOX WITH COMPATIBLE MFD



10 CONNECTBOX MAY BE REMOTE MOUNTED WITH ANY DISPLAY CONFIGURATION USING REMOTE MOUNT KIT, ITEM 23.



CONFIGURATION 2: REMOTE MOUNT CONNECTBOX WITH COMPATIBLE MFD



11 ETHERNET CONNECTOR ON CONNECTBOX IS FOR ETHERNET CONNECTION TO SEAKEEPER COMPATIBLE MULTI-FUNCTION DISPLAY (MFD) USING M12 D-CODE CABLE (ITEM 18). ADAPTER CABLE MUST BE SELECTED FOR MFD BRAND FROM ITEMS 19-22.

NOTES CONT'D ON SH 3, ZONE 8-F

WEIGHT-LBS: N/A				MATERIAL:	
DRAWN: A. LUNGER		DATE: 26 SEP 2017		DWG NUMBER	
ENG APPR: S. GOSS		DATE: 26 SEP 2017		REV	
PROB APPR: R. LAWRIE		DATE: 02 OCT 2017		SHEET NO.	

PROPRIETARY AND CONFIDENTIAL

THE INFORMATION CONTAINED IN THIS DRAWING IS THE SOLE PROPERTY OF SEAKEEPER, INC. ANY REPRODUCTION IN PART OR AS A WHOLE WITHOUT THE WRITTEN PERMISSION OF SEAKEEPER, INC. IS PROHIBITED.

45310 ABELL HOUSE LANE, SUITE 350, CALIFORNIA, MD 20619

SEAKEEPER

SEAKEEPER 2 CABLE BLOCK DIAGRAM

90470

7

2 OF 3

NOTES: (FROM SH 2, ZONE 8-A)

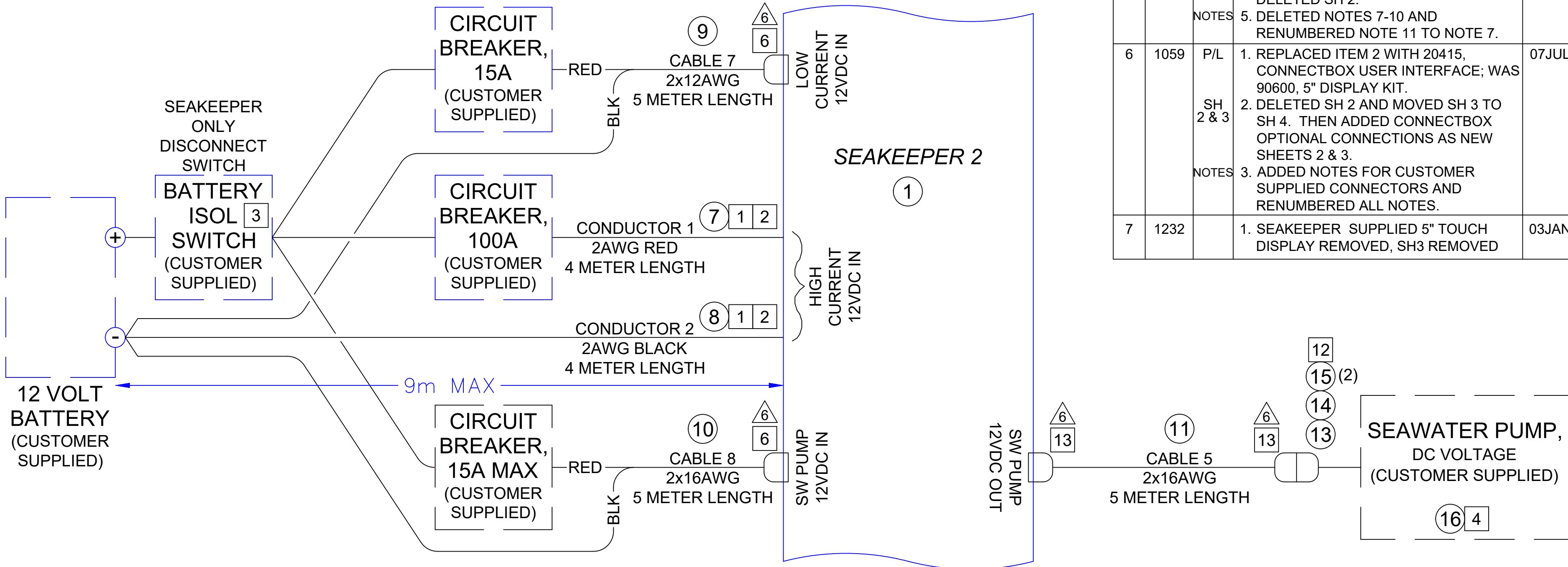
12 ALTERNATE SEAWATER PUMP CONFIGURATION FOR CUSTOMER SUPPLIED 12VDC POWERED SEAWATER PUMP (ITEM 16), 15 AMPS MAXIMUM. OVER-CURRENT PROTECTION ON CABLE 8 MUST BE SELECTED FOR PUMP RATING. INSTALL CONNECTOR PARTS, ITEMS 13-15, ON SEAWATER PUMP LEADS WITH CRIMP TOOL, DEUTSCH HDT-48-00 OR HDT-1561; PIN 1 TO +V AND PIN 2 TO -V.

13 CABLE 5 (ITEM 11) MAY BE FABRICATED BY THE INSTALLER USING SPECIFIED PARTS OR EQUIVALENT. (ref: 20334)

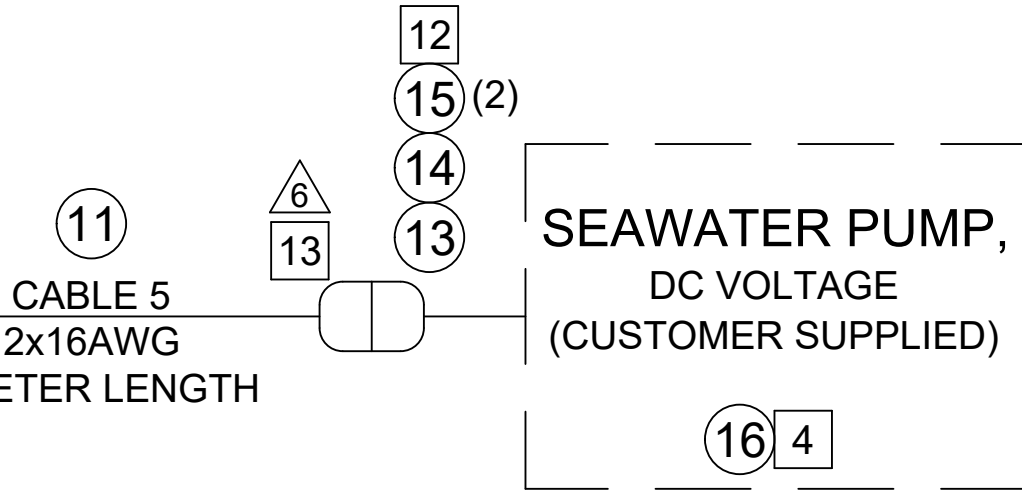
CABLE 5 (ITEM 11) CTRLR SW PUMP 12VDC OUT
CABLE, MARINE, UL 1426, 2x16AWG, DC, RED & BLACK CONDUCTORS (LENGTH AS REQ'D.)
DEUTSCH DT04-2P, CONNECTOR, RECEPTACLE, DT SERIES, 2 WAY (1 REQ'D.)
DEUTSCH 0460-202-16141, CONTACT, MALE, NICKEL, SIZE 16 (2 REQ'D.)
DEUTSCH W2P, WEDGELOCK, FOR DT04-2P (1 REQ'D.)

CABLE 5 (ITEM 11) SW PUMP 12VDC IN
DEUTSCH DT06-2S, CONNECTOR, PLUG, DT SERIES, 2 WAY (1 REQ'D.)
DEUTSCH 0462-201-16141, CONTACT, FEMALE, NICKEL, SIZE 16 (2 REQ'D.)
DEUTSCH W2S, WEDGELOCK, FOR DT06-2S (1 REQ'D.)

CONFIGURATION FOR CUSTOMER SUPPLIED DC SEAWATER PUMP



REVISIONS					
REV	ECN NO.	ZONE	DESCRIPTION	DATE	APPROVED
3	---	SH2 P/L SH 2 & 3	1. REMOVED EYELET TERMINAL CRIMP INSTRUCTIONS & REMOTE BATTERY SWITCH DETAIL FROM SHEET 2. 2. ADDED CONNECTBOX, 6m CAN CABLE, & REMOTE MOUNT KIT AS ITEMS 2, 3, & 24. CHANGED 5" DISPLAY TO OPTIONAL AS ITEM 23. 3. EXPANDED CONNECTBOX, 5" DISPLAY, & ETHERNET CONNECTION DETAILS ON SHEETS 2 & 3.	19MAY21	DMF
4	---	SH 2 & 3 P/L	1. ADDED ITEM 23 TO P/L AND ETHERNET CONNECTION DETAILS. 2. CHANGED 5" DISPLAY TO ITEM 24 AND CHANGED CONNECTBOX REMOTE MOUNT KIT TO ITEM 25.	09SEP21	DMF
5	1009	P/L P/L P/L SH 2 & 3 NOTES	1. DELETED ITEMS 24 & 25 FROM P/L; WERE 90600, 5" DISPLAY KIT, AND 90558, CONNECTBOX REMOTE MOUNT KIT. 2. REPLACED ITEM 2 WITH 90600, 5" DISPLAY KIT; WAS 20415, CONNECTBOX USER INTERFACE. 3. CHANGED 30330 SUPPLY TO OPTIONAL AND RENUMBERED IN P/L. 4. REMOVED CONNECTBOX OPTIONAL CONNECTIONS FROM SH 2 AND DELETED SH 2. 5. DELETED NOTES 7-10 AND RENUMBERED NOTE 11 TO NOTE 7.	20JUN22	DMF
6	1059	P/L SH 2 & 3 NOTES	1. REPLACED ITEM 2 WITH 20415, CONNECTBOX USER INTERFACE; WAS 90600, 5" DISPLAY KIT. 2. DELETED SH 2 AND MOVED SH 3 TO SH 4. THEN ADDED CONNECTBOX OPTIONAL CONNECTIONS AS NEW SHEETS 2 & 3. 3. ADDED NOTES FOR CUSTOMER SUPPLIED CONNECTORS AND RENUMBERED ALL NOTES.	07JUL23	DMF
7	1232		1. SEAKEEPER SUPPLIED 5" TOUCH DISPLAY REMOVED, SH3 REMOVED	03JAN25	AMP



PROPRIETARY AND CONFIDENTIAL

THE INFORMATION CONTAINED IN THIS DRAWING IS THE SOLE PROPERTY OF SEAKEEPER, INC. ANY REPRODUCTION IN PART OR AS A WHOLE WITHOUT THE WRITTEN PERMISSION OF SEAKEEPER, INC. IS PROHIBITED.

SEAKEEPER®

45310 ABELL HOUSE LANE, SUITE 350, CALIFORNIA, MD 20619

SEAKEEPER 2
CABLE BLOCK
DIAGRAM

90470

AWG NUMBER

REV 7

SHEET NO. 3 OF 3