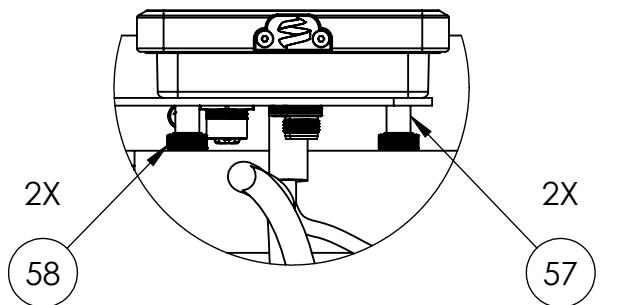
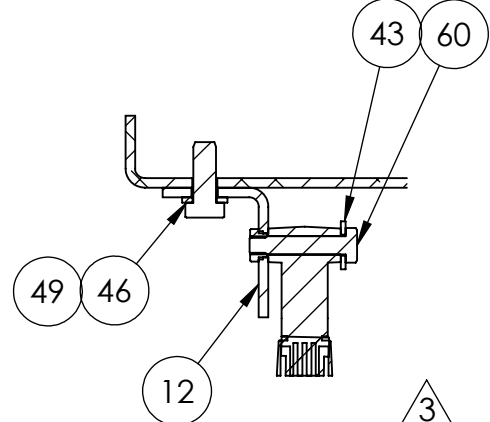


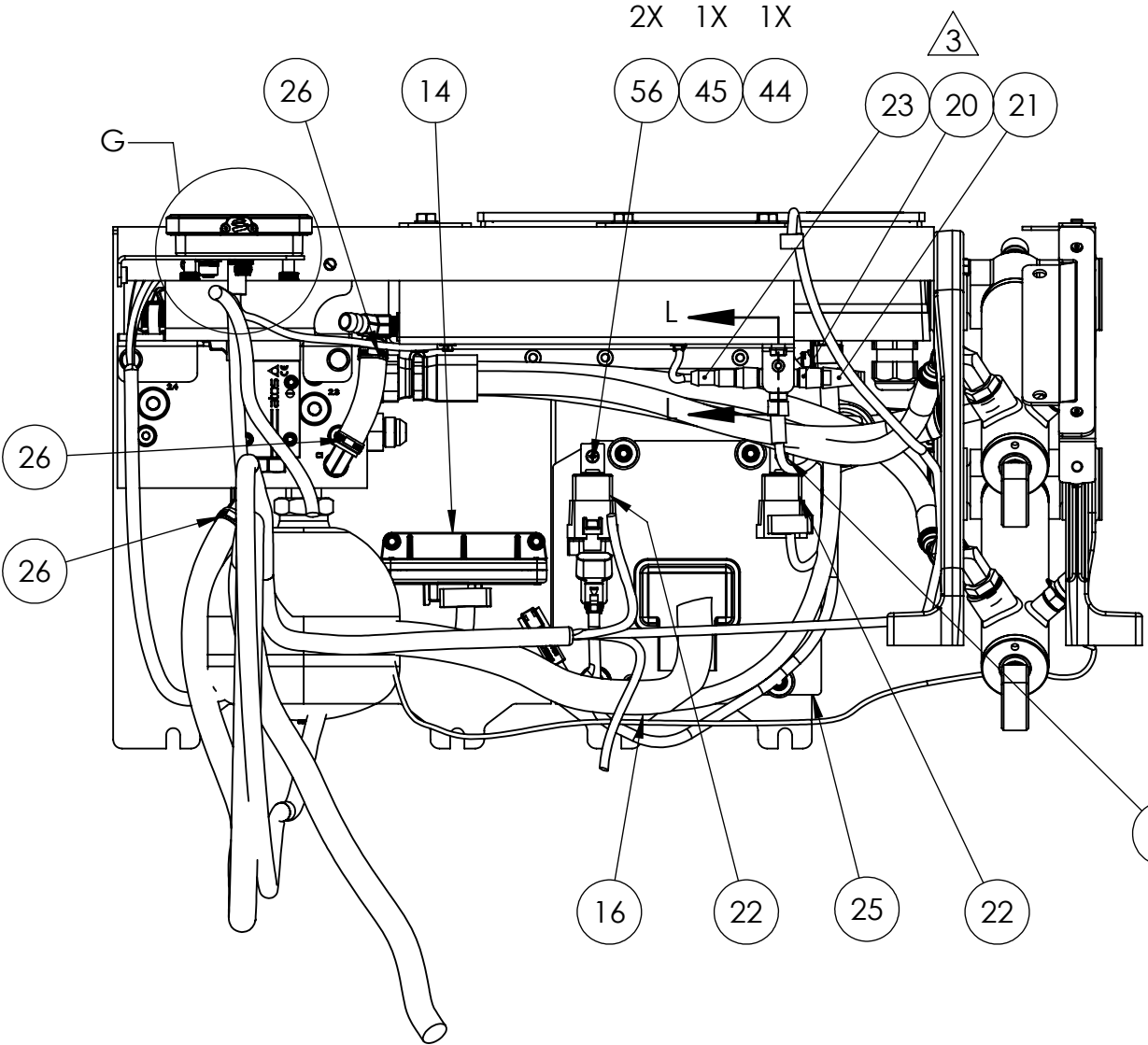
- NOTES:
1. ENSURE ALL HOSES ARE FREE OF DEBRIS AND ALL PORT PLUGS ARE REMOVED PRIOR TO CONNECTING HOSES.
 2. CLEAN ALL MATING SURFACES AND TAPPED HOLES FROM ANY OIL OR DEBRIS USING DENATURED ALCOHOL.
 3. APPLY THREADLOCKER ACCORDING TO SEAKEEPER WORK INSTRUCTION WI-085.
 4. ACTUAL HOSE & WIRING ROUTING MAY DIFFER SLIGHTLY FROM DRAWING.
 5. SOME VIEWS MAY HAVE HIDDEN COMPONENTS OR SHOWN USING APPEARANCE THAT DIFFER FROM ACTUAL COMPONENTS.



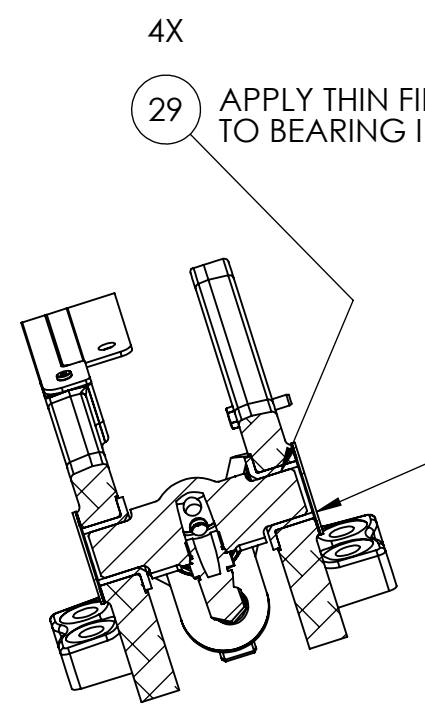
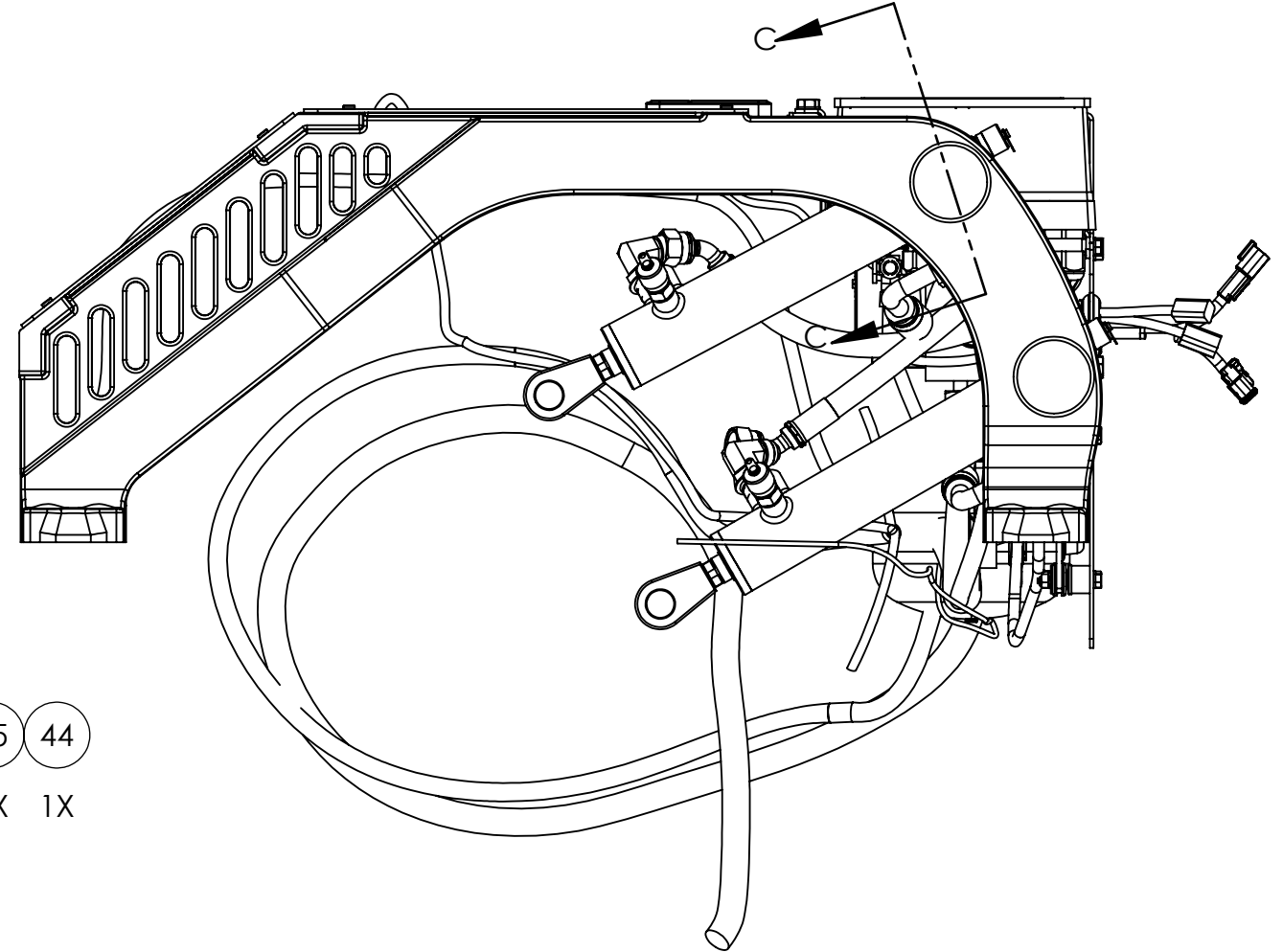
DETAIL G
CONNECT BOX MOUNTING COMPONENTS
SCALE 2 : 5



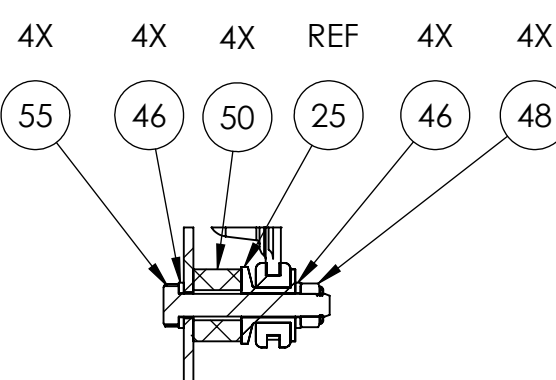
SECTION L-L
T-ADAPTER MOUNT
SCALE 1 : 2



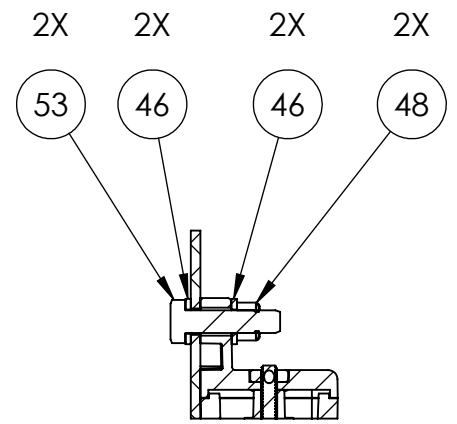
2X 1X 1X
56 45 44
2X 1X 1X



SECTION C-C
SCALE 1 : 4



SECTION A-A
GCM FASTENERS
SCALE 1 : 2



SECTION B-B
IMU FASTENERS
SCALE 1 : 2

APPLY LOCTITE 243 TO THREADS.
TORQUE TO 16 IN-LBS

APPLY LOCTITE 243 TO THREADS.
TORQUE TO 16 IN-LBS

APPLY LOCTITE 243 TO SCREW THREADS.
TORQUE 72 IN-LBS.

APPLY LOCTITE 243
TORQUE TO 120 IN-LBS.

APPLY LOCTITE 564 TO THREADS

APPLY LOCTITE 243 TO SCREW THREADS.
TORQUE 72 IN-LBS.

APPLY LOCTITE 243 TO SCREW
THREADS **TORQUE TO 120 IN-LBS.**

APPLY LOCTITE 425
TO THREADS. SNUG TIGHT.

APPLY THIN FILM OF BLACK MOLY GREASE
TO BEARING I.D./TRUNION O.D. MATING SURFACE.

APPLY VHB TAPE AND
VINYL COVERS TO COVER
OPEN TRUNION BUSHINGS.

APPLY LOCTITE 243
TO SCREW THREADS.
TORQUE 72 IN-LBS.

REV.	ECN NO.	ZONE	DESCRIPTION	DATE	DRAWN	APPROVED
1	908		INITIAL RELEASE	09DEC2021	ZGY	TMD
2	908		REMOVED CONNECTBOX RELATED COMPONENTS: 12653 T ADAPTER MOUNT, AND 30015 CLICK BOND ANCHORS.	19AUG2022	RMF	ZGY
3	1059	B4, D7, E3, E4, E6, F4, F5	ADDED: 30301, 12624, 12653, 60859, 60033, 30249, 60851, 60652, 12625 60294, 30244, 60653, 12626, 20415, 30015, QTY CHANGE: 60223 WAS 21.	24APR2023	RMF	ZGY

64	70087	THREAD LOCKER, LOCTITE #425, BLUE	AR
63	70079	GREASE, MOLY/GRAPHITE NLGI GRADE 2	AR
62	70054	THREADLOCKER, LOCTITE #243, BLUE	AR
61	70047	LOCTITE, THREAD SEALANT 564 , 50ml TUBE	AR
60	60859	HEX HEAD MACHINE SCREW, 10-32 X 1.0 LG	1
59	60851	SOCKET HEAD CAP SCREW LOW PROFILE 10-32 X 1/2" LONG FULL TD, SS316	4
58	60653	THUMB SCREW, M4-0.7 X 16MM LG, KNURLED PLASTIC, 18-8 SS	2
57	60652	SPACER, M4 SCREW, 4.2MM ID X 8MM OD X 9MM LG	2
56	60343	WASHER, FLAT DIN125 M4	4
55	60335	SCREW, HEX HD CAP M6-1.0 X 40MM FULL TD	4
54	60330	WASHER, FLAT DIN125 M8	11
53	60321	SCREW, HEX HD CAP M6-1.0 X 25MM FULL TD	2
52	60294	SCREW, HEX HD CAP M6-1.0 X 12MM LG	1
51	60262	SCREW, HEX HD CAP, M6-1.0 X 30mm LG	1
50	60260	STAND OFF, NYLON, 3.1 X .75 X .5 LONG	4
49	60256	HEX HEAD CAP SCREW, M6-1.0 X 16mm LG	8
48	60255	HEX NUT, NYLOCK M6-1.0	6
47	60246	HEX HD CAP SCREW M8-1.25 X 20mm LG. 316SS	11
46	60223	WASHER, FLAT, M6 12MM OD	22
45	60177	SCREW, PHILLIPS HD PAN 8-32 X 0.63	2
44	60161	NUT, NYLOCK HEX 8-32	2
43	60033	FLAT WASHER #10	1
42	50308	SEAKEEPER 6 HYDRAULIC HOSE ASSEMBLY, RECTIFIED MANIFOLD, LOWER TRUNION END	1
41	50307	SEAKEEPER 6 HYDRAULIC HOSE ASSEMBLY, RECTIFIED MANIFOLD, UPPER ROD END	1
40	50306	SEAKEEPER 6 HYDRAULIC HOSE ASSEMBLY, RECTIFIED MANIFOLD, LOWER ROD END	1
39	50305	SEAKEEPER 6 HYDRAULIC HOSE ASSEMBLY, RECTIFIED MANIFOLD, UPPER TRUNION END	1
38	50294	ACCUMULATOR, 1 L, SAE -08 PORT	1
37	50290	SEAKEEPER 6 RECTIFIED MANIFOLD ASSEMBLY, D03 VALVE, BUCHER	1
36	50287	SEAKEEPER 6 UPPER-LOWER BRAKE WELDED CYLINDER	2
35	50106	ADAPTOR, -8 SAEORB TO -8 JIC M, 90 DEG, ZN-NI PLATED	4
34	40413	VHB TAPE, 2" OD X 1-3/8" ID X .025 THK.	4
33	40412	COVER, 2" OD X .025 THK, BLACK	4
32	40398	GROMMET, PUSH-IN 1" ID x .125" PANEL THK	1
31	40397	ELBOW, 45 DEG FTG. .50 HOSE ID X .25 NPT MALE	1
30	40388	ELBOW, 90 DEG BARBED FTG. 1/2" HOSE ID X 1/4" NPT MALE	1
29	40366	MOTOR DRIVE COVER LABEL	1
28	40223	COOLANT HOSE, 1/2" ID x 60" LG, MANIFOLD TO WATERJACKET	1
27	40223	COOLANT HOSE, 1/2" ID x 4.5" LG, MANIFOLD TO DRIVE	1
26	40026	HOSE CLAMP, SIZE 06, 7/16"-25/32" CLAMP ID, 5/16" BAND WIDTH	3
25	30342	GCM ASSEMBLY WITH BOOT LOAD SECURITY -MY17A MARINE SECM70	1
24	30323	BLIND PLUG, 514GFK/225/OR, THREAD M25x1.5, POLYAMIDE, WITH O-RING	1
23	30301	CABLE, 2FT. MALE/FEMALE, NMEA 2000 PLASTIC MICRO	1
22	30259	12VDC POWER RELAY	2
21	30249	TERMINATOR, NMEA 2000 MICRO, 120OHM FEMALE	1
20	30244	DISPLAY CABLE T- ADAPTOR	1
19	30016	LARGE CLICK BOND WIRE TIE ANCHOR	1
18	30015	SMALL CLICK BOND WIRE TIE ANCHOR	2
17	20460	SEAKEEPER 6/9 DC SEAWATER PUMP SWITCHING HARNESS WITH DIODE MODULE	1
16	20444	SEAKEEPER 6 WIRING HARNESS	1
15	20415	CONNECTBOX MK1 ASSEMBLY	1
14	20350	CAN IMU	1
13	20216	SEAKEEPER AC MOTOR DRIVEBOX	1
12	12653	SEAKEEPER TEE ADAPTER MOUNT	1
11	12626	SEAKEEPER CONNECTBOX MOUNT	1
10	12625	SEAKEEPER PANEL MOUNTING PLATE	1
9	12624	SEAKEEPER PANEL MOUNTING PLATE	1
8	12621	SEAKEEPER 5-6 CROSS-BAR	1
7	12166	SEAKEEPER 6 BRAKE MANIFOLD BRACKET, RECTIFIED MANIFOLD	1
6	12165	SEAKEEPER 6 GCM PANEL, RECTIFIED MANIFOLD	1
5	12163	SEAKEEPER 6 MANIFOLD & IMU PANEL, RECTIFIED MANIFOLD	1
4	11684	SEAKEEPER 6 INBOARD CYLINDER BRACE	1
3	11683	SEAKEEPER 6 OUTBOARD CYLINDER BRACE	1
2	11112	SEAKEEPER 5 ELECTRONICS BRACKET, MOTOR DRIVE BOX	1
1	10933	SEAKEEPER 6 TRUNION BUSHING	4
ITEM NO.	PART NO.	DESCRIPTION	QTY.

PROPRIETARY AND CONFIDENTIAL

THE INFORMATION CONTAINED IN THIS DRAWING IS THE SOLE PROPERTY OF SEAKEEPER INCORPORATED. ANY REPRODUCTION IN PART OR AS A WHOLE WITHOUT THE WRITTEN PERMISSION OF SEAKEEPER IS PROHIBITED.

THIS DRAWING SUPERSEDES ALL OTHER FILE FORMAT TYPES UNLESS OTHERWISE SPECIFIED DO NOT SCALE DRAWING

3rd ANGLE PROJECTION

WEIGHT - LBS : ---

MATERIAL: ---

SEAKEEPER

Seakeeper Inc. 45310 Abell House Lane, Suite 350 California, MD 20619

DESCRIPTION:
SEAKEEPER 5/6 UPPER FOUNDATION ASSEMBLY, SERVICE REFERENCE

DRAWING NO: 12613-SP
REV NO: 3
SCALE: 1:5
SHEET NO: 1 OF 2

- HYDRAULIC SYSTEM NOTES:
1. CHARGE MANIFOLD TO A STATIC PRESSURE OF 350 PSI.
 2. THE 1L ACCUMULATOR IS TO BE PRE-CHARGED WITH NITROGEN TO 75 PSI +/- 3 PSI, AND INSTALLED BY SEAKEEPER.
 3. HOSE CONNECTION PORTS ARE STAMED UT, LR, UR, AND LT.
 4. ALL HOSES AND HOSE FITTINGS ARE TO BE TORQUED TO 40 FT-LBS.
 5. THE COLOR STANDARD FOR THE CABLE TIE HOSE MARKERS ARE AS FOLLOWS:
BLUE - UPPER CYLINDER, REAR TRUNNION END PORT - MANIFOLD PORT **UT**
YELLOW - UPPER CYLINDER, FRONT ROD END PORT - MANIFOLD PORT **UR**
RED - LOWER CYLINDER, REAR TRUNNION END PORT - MANIFOLD PORT **LT**
GREEN - LOWER CYLINDER, FRONT ROD END PORT - MANIFOLD PORT **LR**

