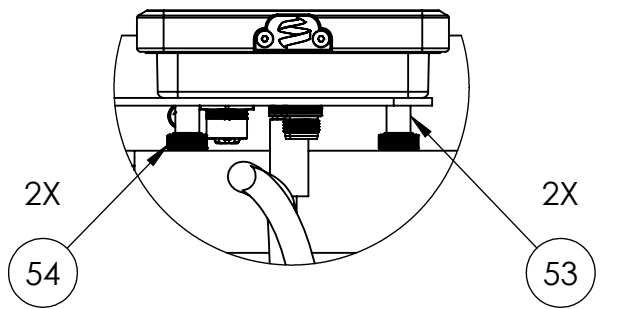
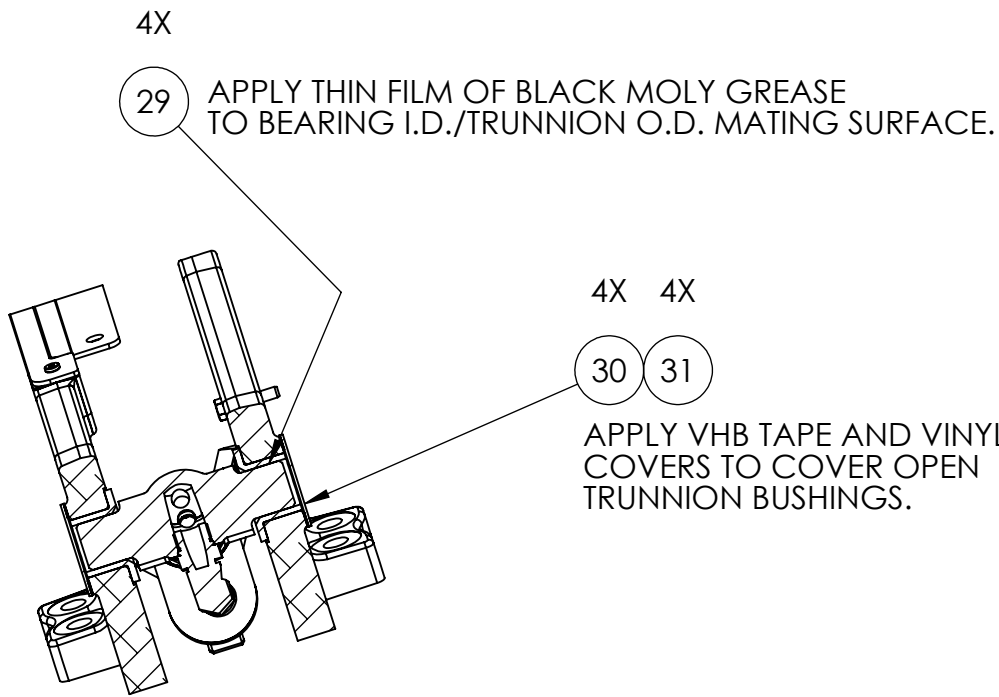
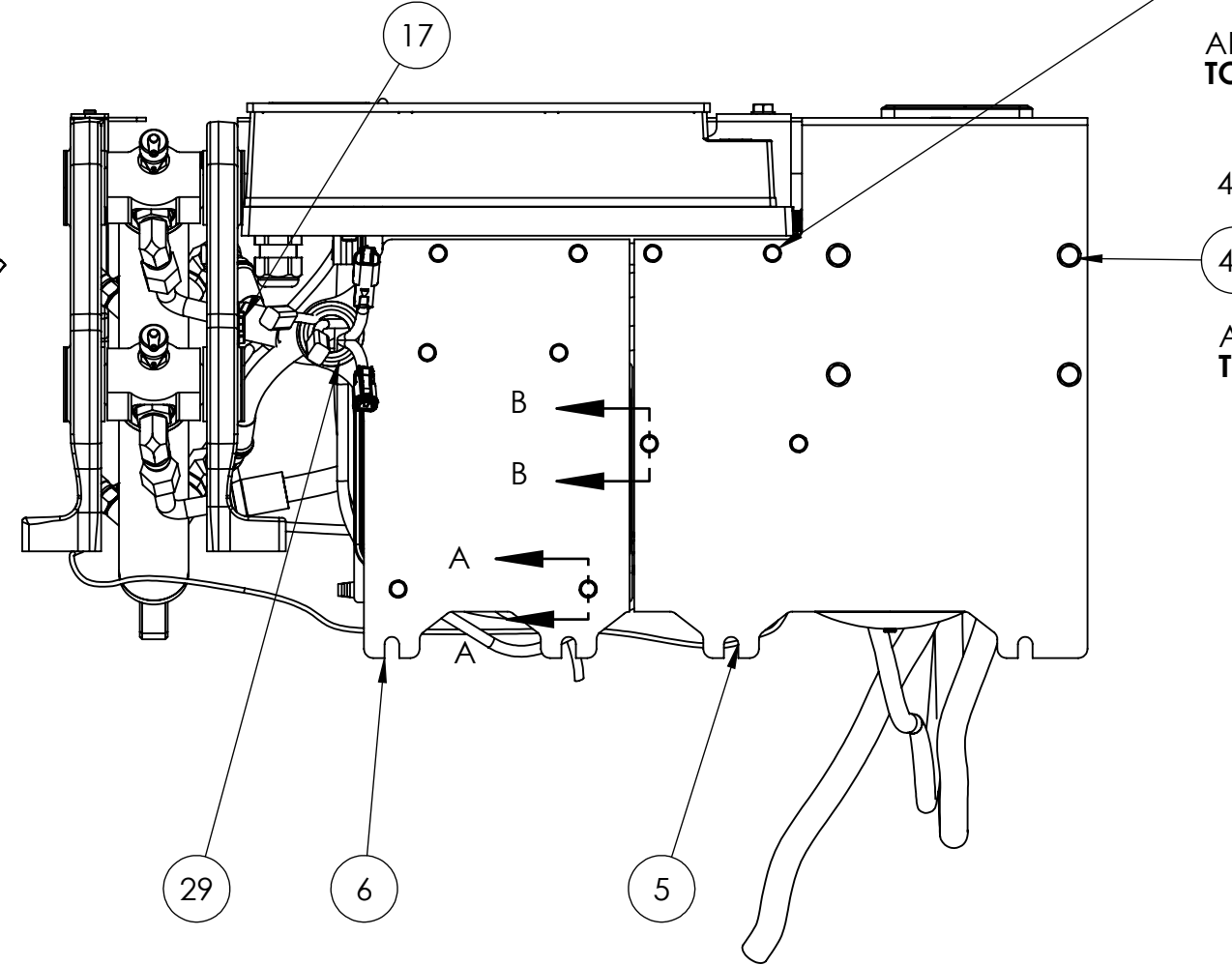
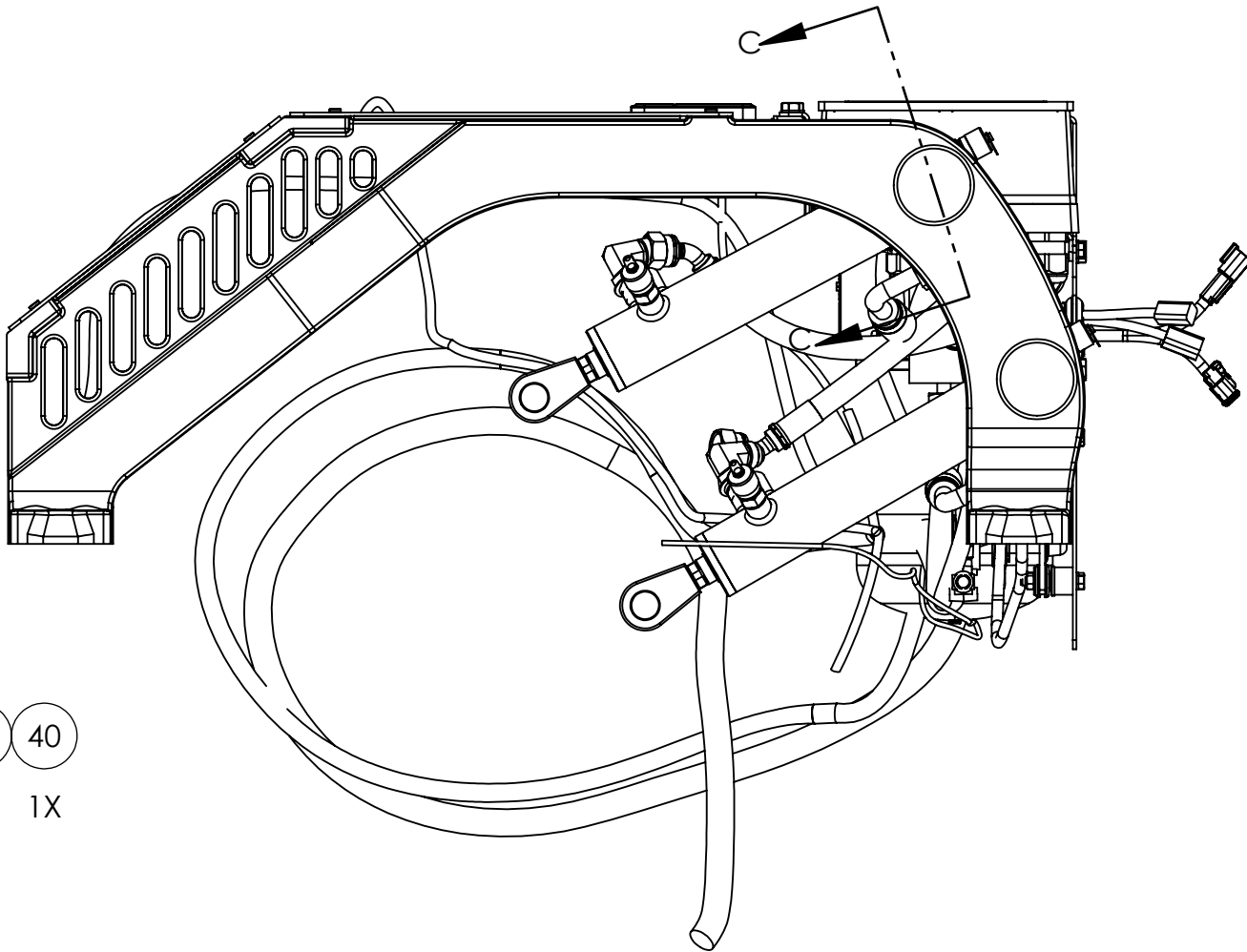
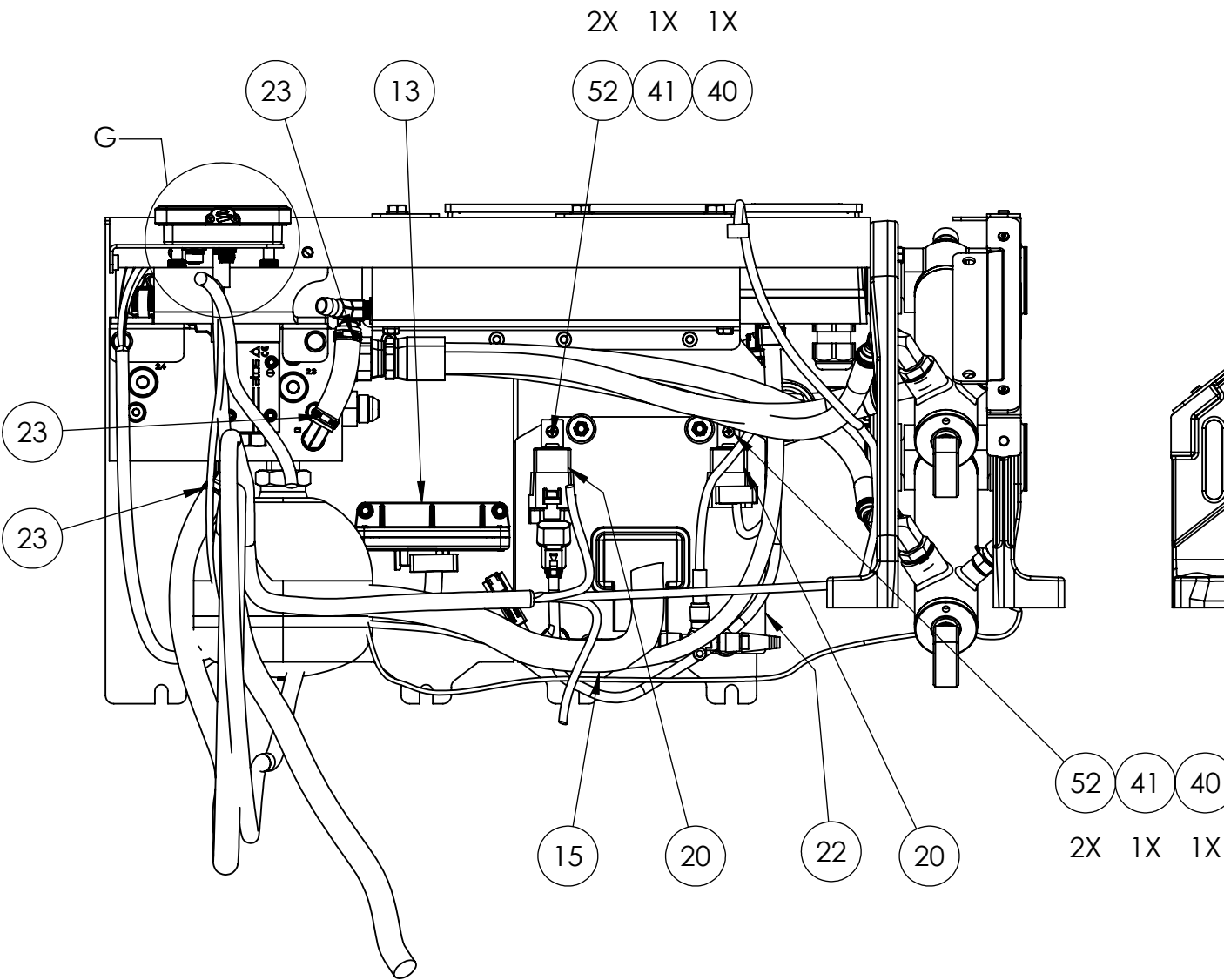


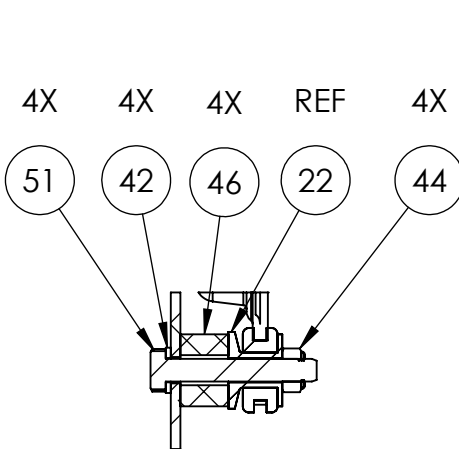
- NOTES:
1. ENSURE ALL HOSES ARE FREE OF DEBRIS AND ALL PORT PLUGS ARE REMOVED PRIOR TO CONNECTING HOSES.
 2. CLEAN ALL MATING SURFACES AND TAPPED HOLES FROM ANY OIL OR DEBRIS USING DENATURED ALCOHOL.
 3. APPLY THREADLOCKER ACCORDING TO SEAKEEPER WORK INSTRUCTION WI-085.
 4. ACTUAL HOSE & WIRING ROUTING MAY DIFFER SLIGHTLY FROM DRAWING.
 5. SOME VIEWS MAY HAVE HIDDEN COMPONENTS OR SHOWN USING APPEARANCE THAT DIFFER FROM ACTUAL COMPONENTS.



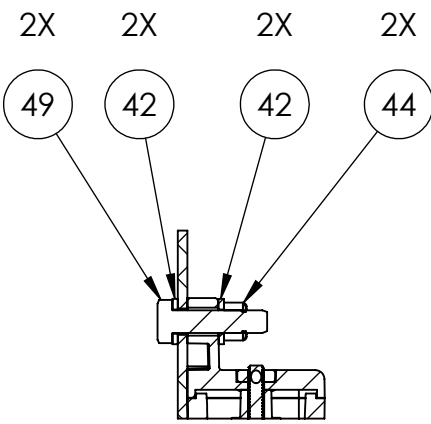
DETAIL G
CONNECT BOX MOUNTING COMPONENTS
SCALE 2 : 5



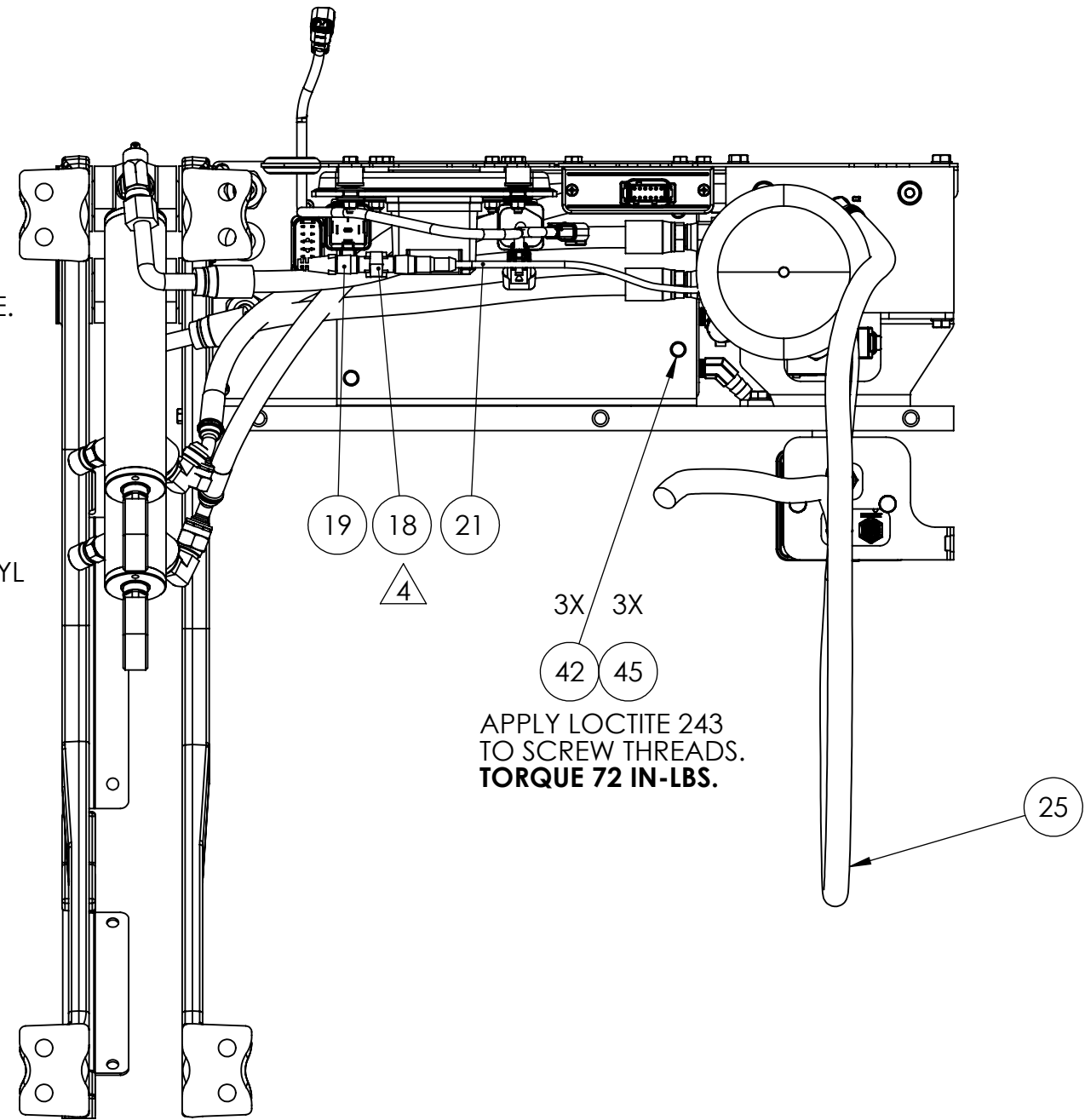
SECTION C-C
SCALE 1 : 4



SECTION A-A
GCM FASTENERS
SCALE 1 : 2



SECTION B-B
IMU FASTENERS
SCALE 1 : 2



59	70087	THREAD LOCKER, LOCTITE #425, BLUE	AR
58	70079	GREASE, MOLY/GRAPHITE NLGI GRADE 2	AR
57	70054	THREADLOCKER, LOCTITE #243, BLUE	AR
56	70047	LOCTITE, THREAD SEALANT 564 , 50ml TUBE	AR
55	60851	SOCKET HEAD CAP SCREW LOW PROFILE 10-32 X 1/2" LONG FULL TD, SS316	4
54	60653	THUMB SCREW, M4-0.7 X 16MM LG, KNURLED PLASTIC, 18-8 SS	2
53	60652	SPACER, M4 SCREW, 4.2MM ID X 8MM OD X 9MM LG	2
52	60343	WASHER, FLAT DIN125 M4	4
51	60335	SCREW, HEX HD CAP M6-1.0 X 40MM FULL TD	4
50	60330	WASHER, FLAT DIN125 M8	11
49	60321	SCREW, HEX HD CAP M6-1.0 X 25MM FULL TD	2
48	60641	SCREW, HEX HD CAP, M6-1.0 X 18MM LG, 316 SS	1
47	60262	SCREW, HEX HD CAP, M6-1.0 X 30mm LG	1
46	60260	STAND OFF, NYLON, 3.1 X .75 X .5 LONG	4
45	60256	HEX HEAD CAP SCREW, M6-1.0 X 16mm LG	8
44	60255	HEX NUT, NYLOK M6-1.0	6
43	60246	HEX HD CAP SCREW M8-1.25 X 20mm LG. 316SS	11
42	60223	WASHER, FLAT, M6 12MM OD	18
41	60177	SCREW, PHILLIPS HD PAN 8-32 X 0.63	2
40	60161	NUT, NYLOCK HEX 8-32	2
39	50308	SEAKEEPER 6 HYDRAULIC HOSE ASSEMBLY, RECTIFIED MANIFOLD, LOWER TRUNNION END	1
38	50307	SEAKEEPER 6 HYDRAULIC HOSE ASSEMBLY, RECTIFIED MANIFOLD, UPPER ROD END	1
37	50306	SEAKEEPER 6 HYDRAULIC HOSE ASSEMBLY, RECTIFIED MANIFOLD, LOWER ROD END	1
36	50305	SEAKEEPER 6 HYDRAULIC HOSE ASSEMBLY, RECTIFIED MANIFOLD, UPPER TRUNNION END	1
35	50294	ACCUMULATOR, 1 L, SAE -08 PORT	1
34	50290	SEAKEEPER 6 RECTIFIED MANIFOLD ASSEMBLY, D03 VALVE, BUCHER	1
33	50287	SEAKEEPER 6 UPPER-LOWER BRAKE WELDED CYLINDER	2
32	50106	ADAPTOR, -8 SAEORB TO -8 JIC M, 90 DEG, ZN-NI PLATED	4
31	40413	VHB TAPE, 2" OD X 1-3/8" ID X .025 THK.	4
30	40412	COVER, 2" OD X .025 THK, BLACK	4
29	40398	GROMMET, PUSH-IN 1" ID x .125" PANEL THK	1
28	40397	ELBOW, 45 DEG FTG. .50 HOSE ID X .25 NPT MALE	1
27	40388	ELBOW, 90 DEG BARBED FTG. 1/2" HOSE ID X 1/4" NPT MALE	1
26	40366	MOTOR DRIVE COVER LABEL	1
25	40223	COOLANT HOSE, 1/2" ID x 60" LG, MANIFOLD TO WATERJACKET	1
24	40223	COOLANT HOSE, 1/2" ID x 4.5" LG, MANIFOLD TO DRIVE	1
23	40026	HOSE CLAMP, SIZE 06, 7/16"-25/32" CLAMP ID, 5/16" BAND WIDTH	3
22	30342	GCM ASSEMBLY WITH BOOT LOAD SECURITY -MY17A MARINE SECM70	1
21	30301	CABLE, 2FT. MALE/FEMALE, NMEA 2000 PLASTIC MICRO	1
20	30259	POWER RELAY, SPDT, 12VDC	2
19	30249	TERMINATOR, NMEA 2000 MICRO, 120OHM FEMALE	1
18	30244	TEE-ADAPTER, NMEA 2000 ALL-PLASTIC MICRO, F-M-F	1
17	30016	LARGE CLICK BOND WIRE TIE ANCHOR	1
16	20460	SEAKEEPER 6/9 DC SEAWATER PUMP SWITCHING HARNESS WITH DIODE MODULE	1
15	20444	SEAKEEPER 6 WIRING HARNESS	1
14	20415	CONNECTBOX MK1 ASSEMBLY	1
13	20350	CAN IMU	1
12	20216	SEAKEEPER AC MOTOR DRIVEBOX	1
11	12626	SEAKEEPER CONNECTBOX MOUNT	1
10	12625	SEAKEEPER PANEL MOUNTING PLATE	1
9	12624	SEAKEEPER PANEL MOUNTING PLATE	1
8	12621	SEAKEEPER 5-6 CROSS-BAR	1
7	12166	SEAKEEPER 6 BRAKE MANIFOLD BRACKET, RECTIFIED MANIFOLD	1
6	12165	SEAKEEPER 6 GCM PANEL, RECTIFIED MANIFOLD	1
5	12163	SEAKEEPER 6 MANIFOLD & IMU PANEL, RECTIFIED MANIFOLD	1
4	11684	SEAKEEPER 6 INBOARD CYLINDER BRACE	1
3	11683	SEAKEEPER 6 OUTBOARD CYLINDER BRACE	1
2	11112	SEAKEEPER 5 ELECTRONICS BRACKET, MOTOR DRIVE BOX	1
1	10933	SEAKEEPER 6 TRUNNION BUSHING	4
ITEM NO.	PART NO.	DESCRIPTION	QTY.

PROPRIETARY AND CONFIDENTIAL
THE INFORMATION CONTAINED IN THIS DRAWING IS THE SOLE PROPERTY OF SEAKEEPER INCORPORATED. ANY REPRODUCTION IN PART OR AS A WHOLE WITHOUT THE WRITTEN PERMISSION OF SEAKEEPER IS PROHIBITED.

THIS DRAWING SUPERSEDES ALL OTHER FILE FORMAT TYPES UNLESS OTHERWISE SPECIFIED DO NOT SCALE DRAWING

3rd ANGLE PROJECTION

WEIGHT - LBS :

MATERIAL:

SEAKEEPER
Seakeeper Inc. 45310 Abell House Lane, Suite 350 California, MD 20619

DESCRIPTION:
SEAKEEPER 5/6 UPPER FOUNDATION ASSEMBLY, SERVICE REFERENCE

DRAWING NO:
12613-SP

REV NO:
4

SCALE:
1:5

SHEET NO:
1 OF 2

- HYDRAULIC SYSTEM NOTES:
1. CHARGE MANIFOLD TO A STATIC PRESSURE OF 350 PSI.
 2. THE 1L ACCUMULATOR IS TO BE PRE-CHARGED WITH NITROGEN TO 75 PSI +/- 3 PSI, AND INSTALLED BY SEAKEEPER.
 3. HOSE CONNECTION PORTS ARE STAMPED UT, LR, UR, AND LT.
 4. ALL HOSES AND HOSE FITTINGS ARE TO BE TORQUED TO 40 FT-LBS.
 5. THE COLOR STANDARD FOR THE CABLE TIE HOSE MARKERS ARE AS FOLLOWS:
BLUE - UPPER CYLINDER, REAR TRUNNION END PORT - MANIFOLD PORT **UT**
YELLOW - UPPER CYLINDER, FRONT ROD END PORT - MANIFOLD PORT **UR**
RED - LOWER CYLINDER, REAR TRUNNION END PORT - MANIFOLD PORT **LT**
GREEN - LOWER CYLINDER, FRONT ROD END PORT - MANIFOLD PORT **LR**

