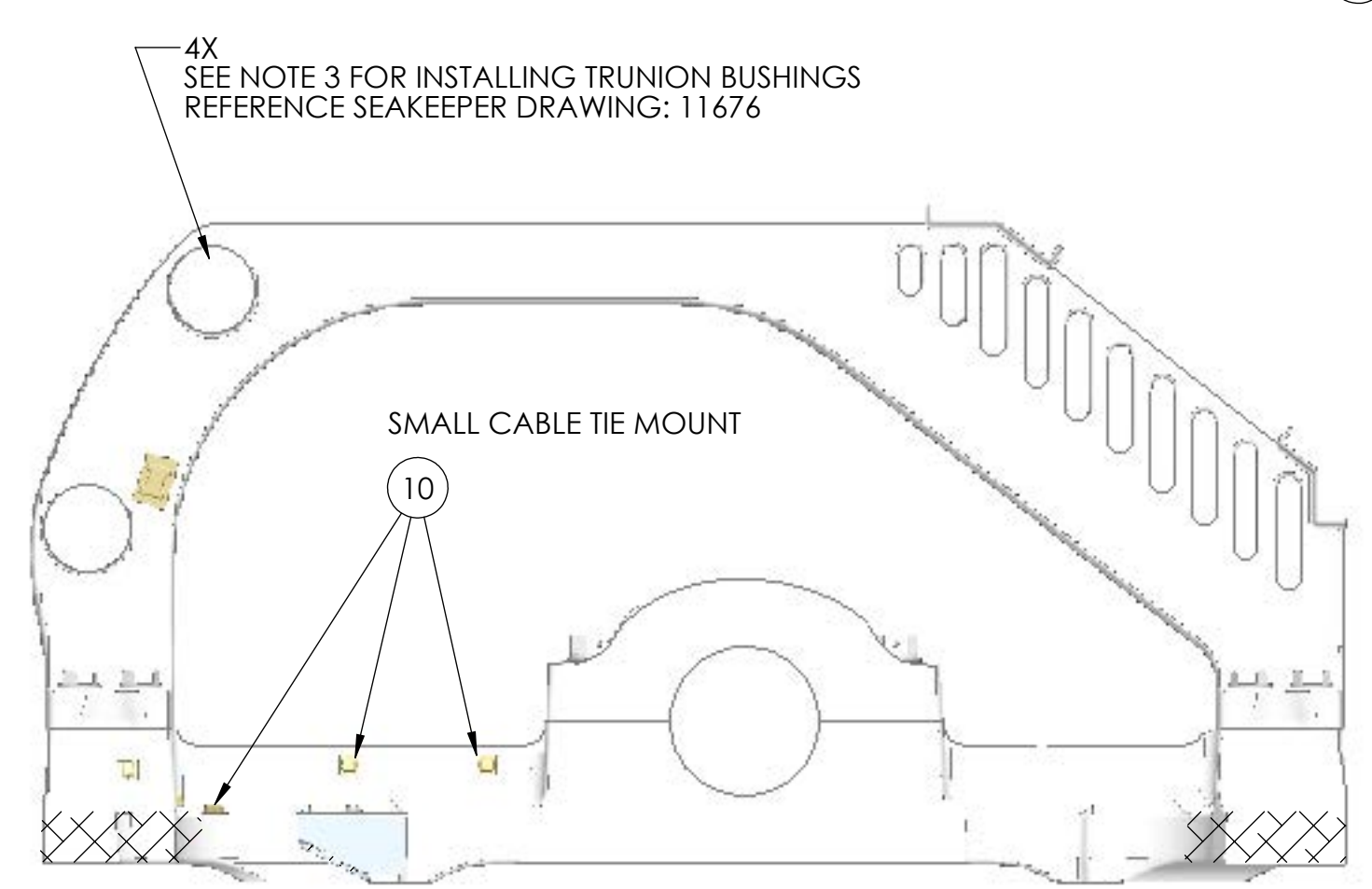
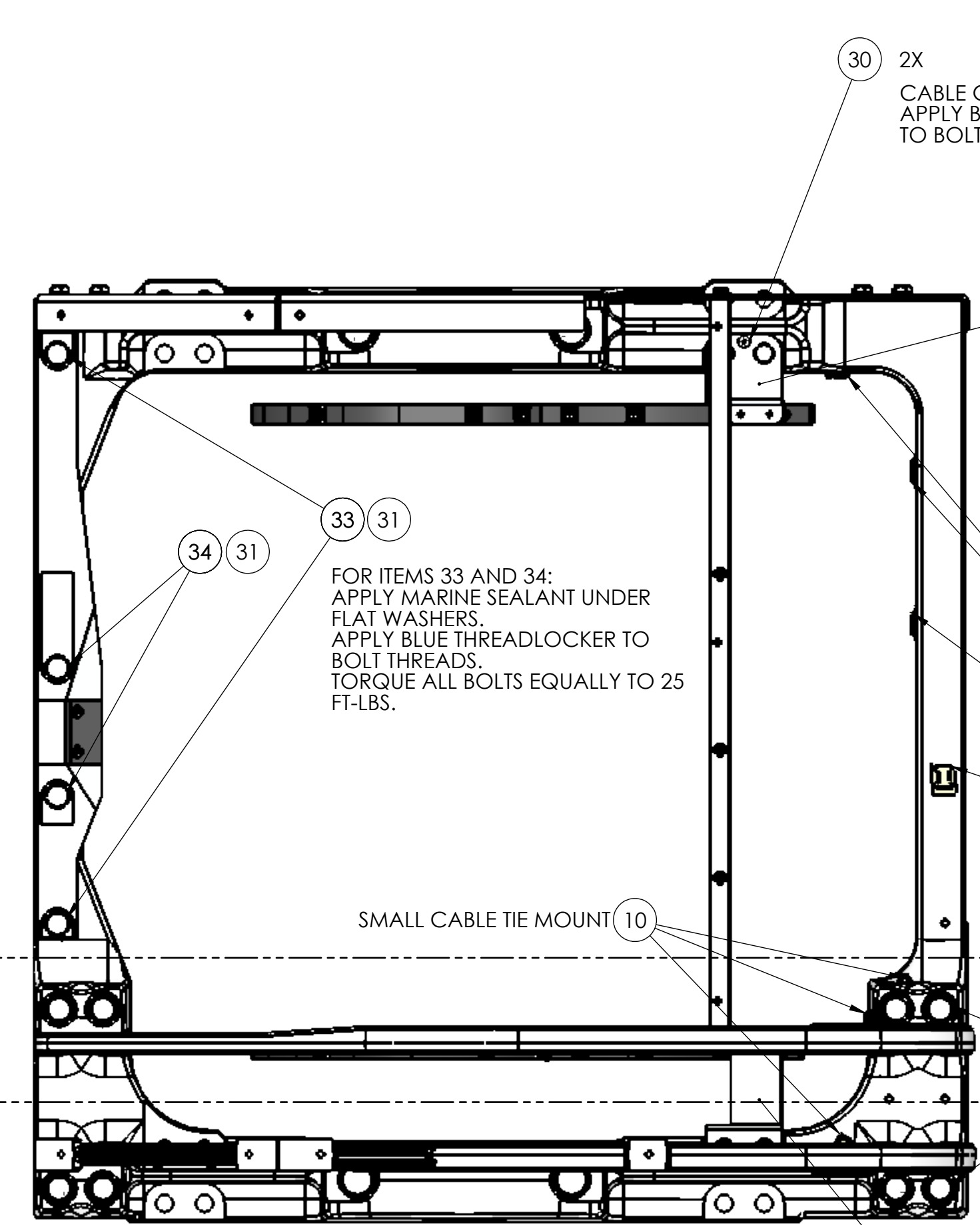


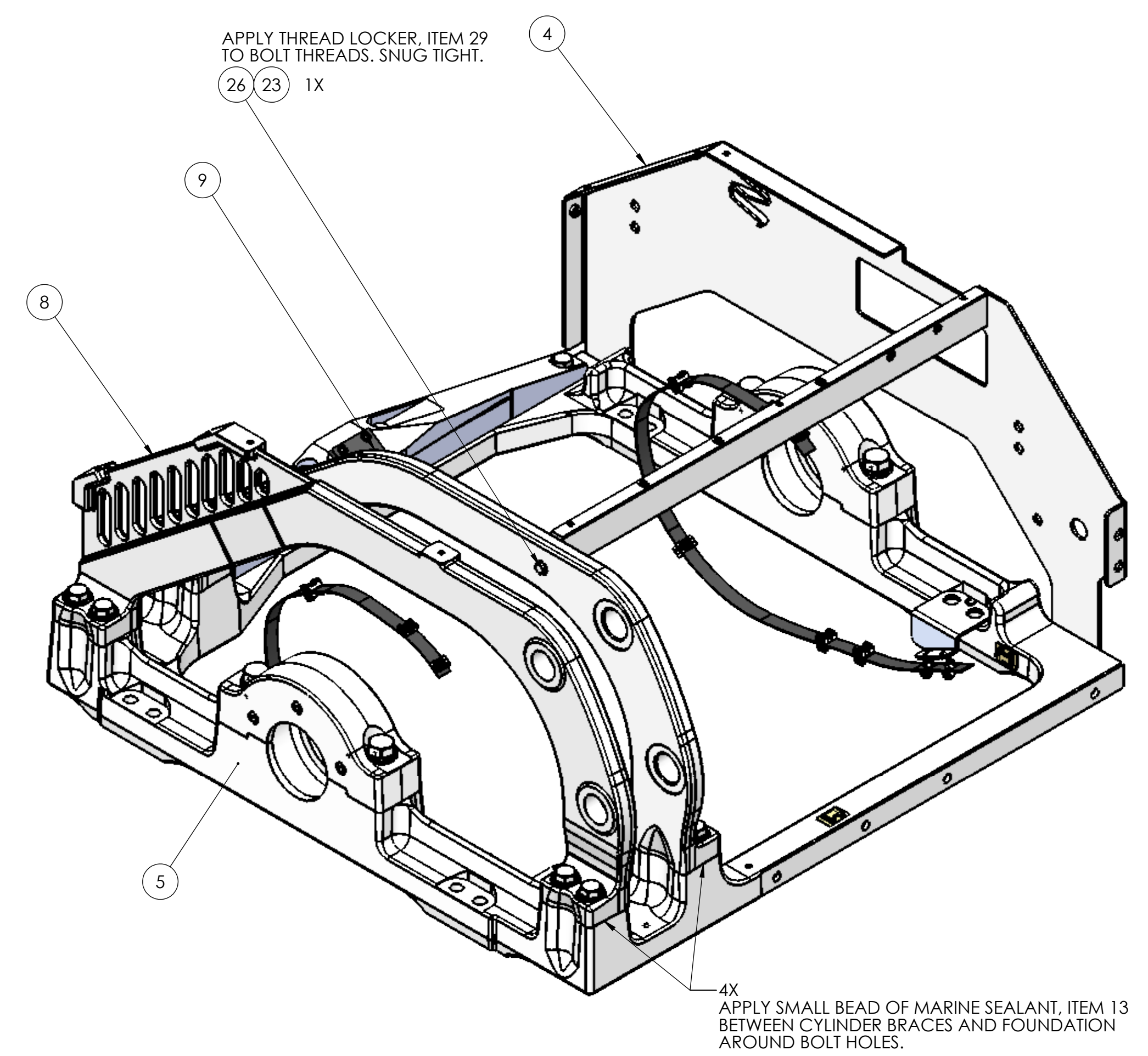
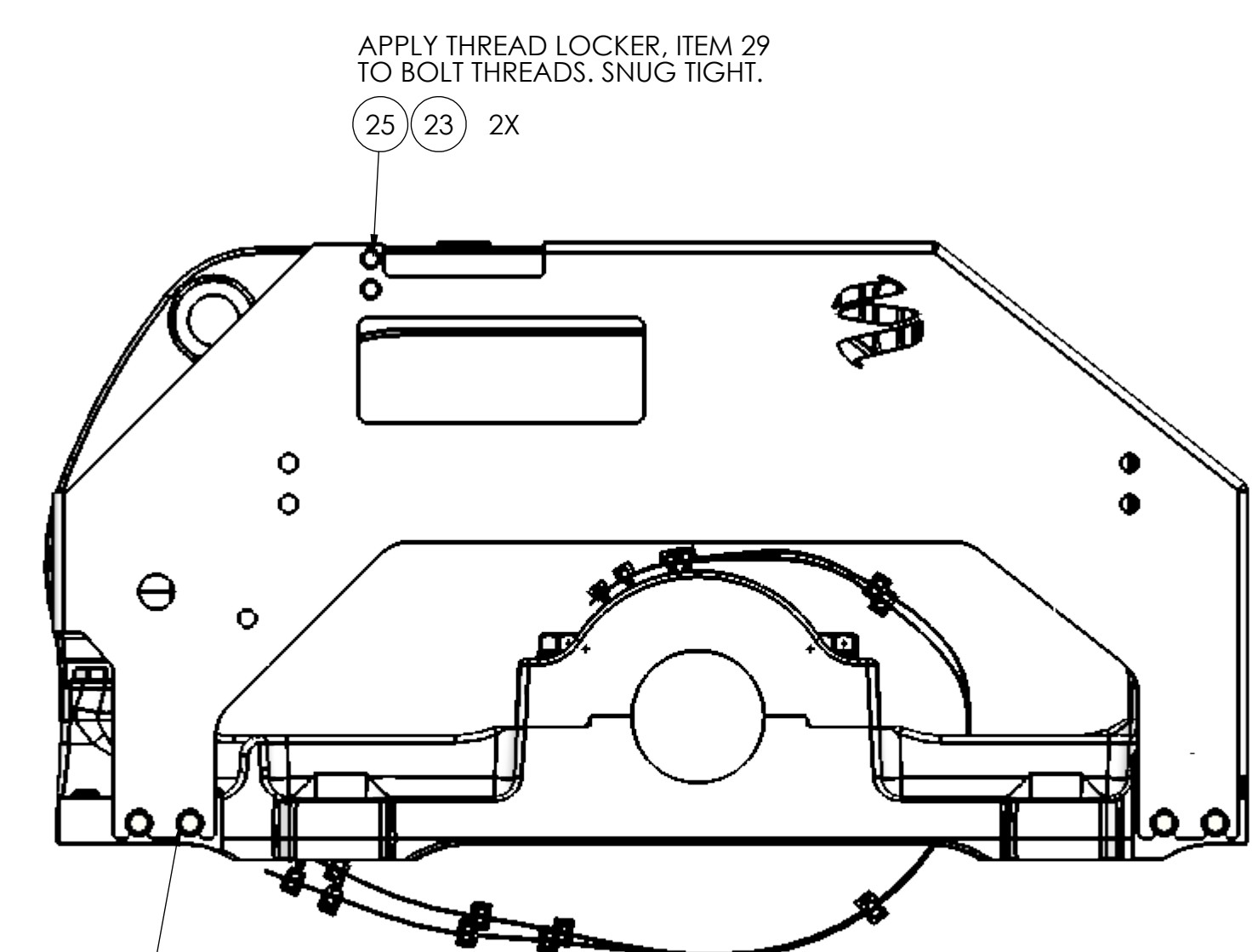
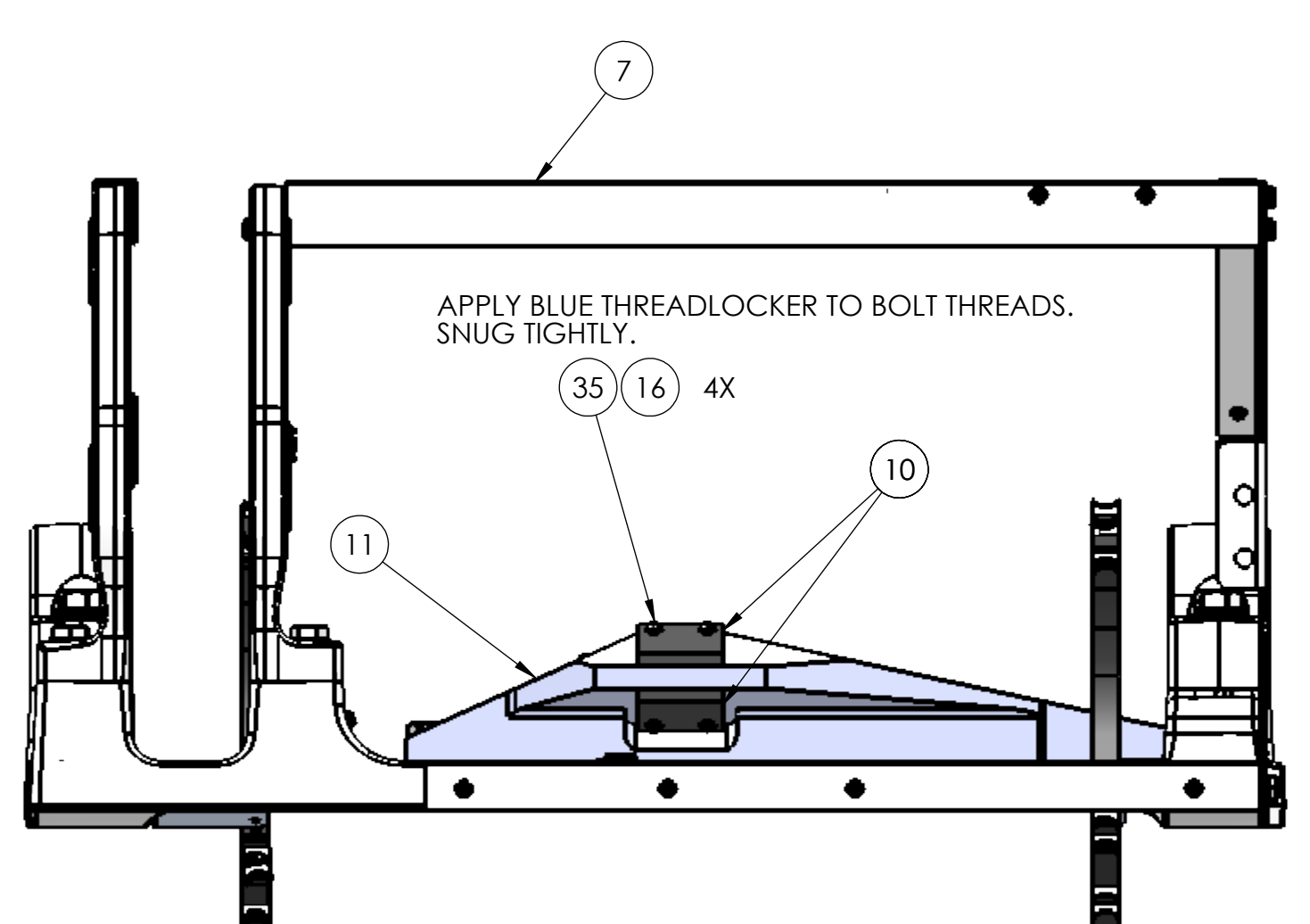
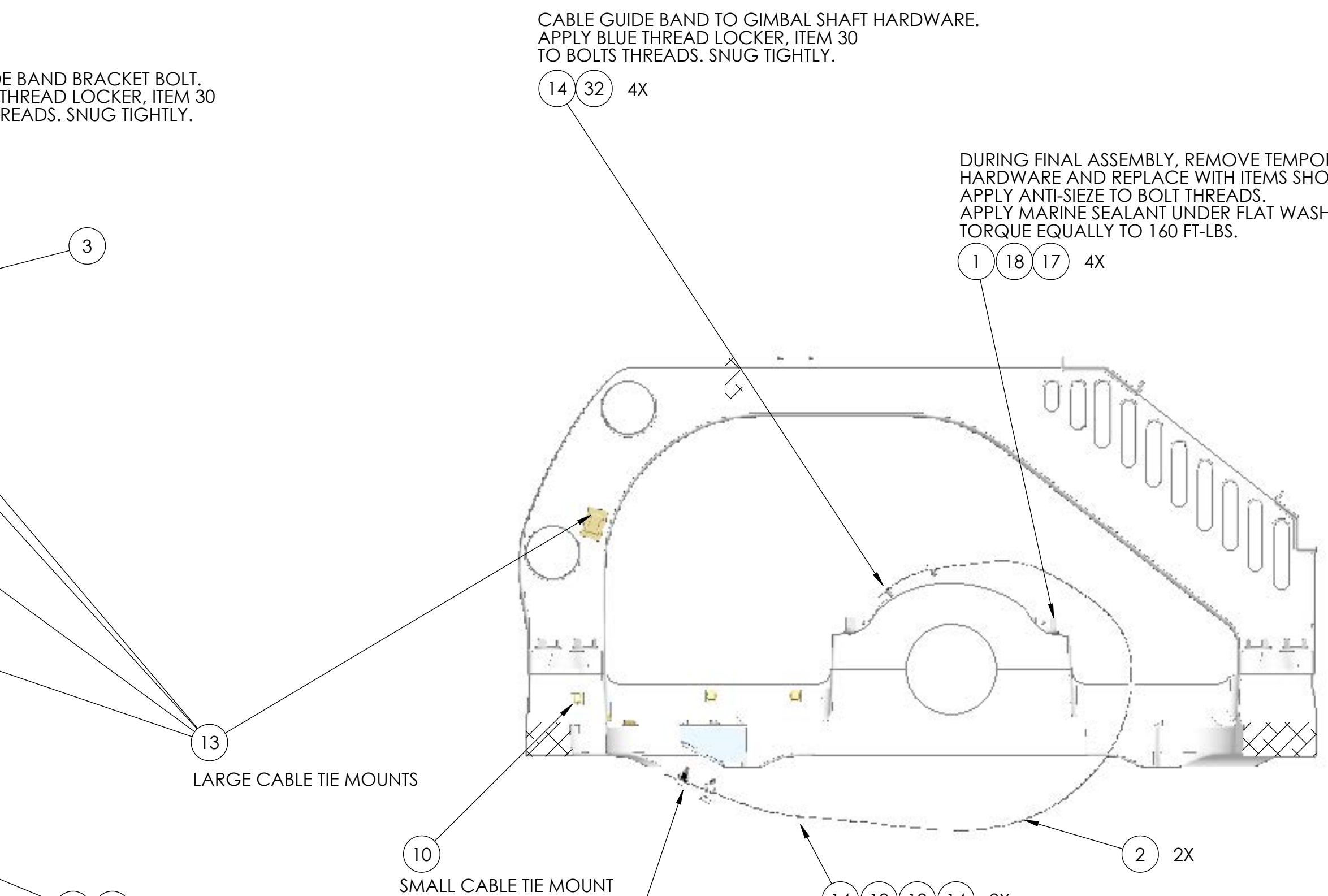
- NOTES:**
- 1) THIS DWG. REPRESENTS A SUB-GROUP OF COMPONENTS WITHIN THE SK6 FOUNDATION BILL OF MATERIAL AND DOES NOT NECESSARILY REPRESENT THE ACTUAL ASSEMBLY PROCEDURE. THIS DWG DOES PROVIDE TECHNICAL INFORMATION REGARDING COMPONENT LOCATION AND FASTENER APPLICATION.
 - 2) CLEAN ALL MATING SURFACES AND TAPPED HOLES FROM ANY OIL OR DEBRIS.
 - 3) INSTALL BRAKE CYLINDER BUSHINGS AND CYLINDERS BETWEEN ITEM 10 AND 19 BEFORE FINAL TORQUING OF ITEM 7.
 - 4) CAP ALL OPEN THREADED HOLES PRIOR TO PAINTING.

REV.	ECH NO.	ZONE	DESCRIPTION	DATE	APPROVED
------	---------	------	-------------	------	----------

F
E
D
C
B
A



SECTION B-B



ITEM NO.	PART NO.	DESCRIPTION	MATERIAL	QTY.
37	70054	THREADLOCKER, LOCTITE #243, BLUE	---	AR
36	70031	THREADLOCKER, LOCTITE #277, RED	---	AR
35	60511	SCREW, PHILLIPS HD PAN M4-.7 X 14MM FULL TD 18-8 SS	18-8 SS	4
34	60510	SCREW, HEX HD CAP M10-1.5X70MM PART TD 18-8 SS	18-8 SS	2
33	60509	SCREW, HEX HD CAP M10-1.5X30MM FULL TD 18-8 SS	18-8 SS	2
32	60483	SCREW, PHILLIPS HD PAN 8-32 X .25 LG	18-8SS	4
31	60421	WASHER, FLAT, M10 DIN125	316SS	4
30	60333	SCREW, PHILLIPS HD PAN 10-32 X 0.31	18-8 SS	2
29	60331	WASHER, FLAT DIN125 M12	316 SS	8
28	60330	WASHER, FLAT DIN125 M8	316 SS	4
27	60326	SCREW, HEX HD CAP M12-1.75 X 55MM	316SS	8
26	60262	SCREW, HEX HD CAP, M6-1.0 X 30mm LG	316 SS	1
25	60256	HEX HEAD CAP SCREW, M6-1.0 X 16mm LG	316 SS	2
24	60246	HEX HD CAP SCREW M8-1.25 X 20mm LG. 316SS	316SS	4
23	60223	FLAT WASHER M6 SCREW SIZE	316 SS	3
22	60177	SCREW, PHILLIPS HD PAN 8-32 X 0.63	18-8 SS	4
21	60173	WASHER, SPLIT LOC DIN127B M16	ZINC PLTD 8.8	1
20	60170	WASHER, FLAT DIN125 M16 X 30MM-OD	ZINC PLTD 8.8	1
19	60164	NYLOCK HEX NUT, #6-32	18-8 SS	8
18	60163	SCREW, PHILLIPS HD PAN 6-32 X 0.25	18-8 SS	8
17	60161	NUT, NYLOCK HEX 8-32	18-8 SS	4
16	60038	FLAT WASHER, M4	18-8 SS	4
15	40250	SILI-THANE 803 MARINE SEALANT	POLYURETHANE	AR
14	40208	CABLE TIE MOUNT, PLASTIC, #8 SCREW	PLASTIC	24
13	30016	LARGE CLICK BOND WIRE TIE ANCHOR	COMPOSITE	5
10	30015	SMALL CLICK BOND WIRE TIE ANCHOR	COMPOSITE	5
11	11750	FORWARD BRACE BUMP STOP	6061-T6	1
10	11746	BUMP STOP PAD	EPDM	2
9	11684	INBOARD CYLINDER BRACE	ALUM. A356-T6	1
8	11683	OUTBOARD CYLINDER BRACE	ALUM. A356-T6	1
7	11659	CROSS-BAR	ALUM. 6061-T6	1
6	11658	GUIDE BAND BRACKET BRAKE SIDE	ALUM. 5052	1
5	11655	MACHINED FRAME ASSEMBLY	A356-T6	1
4	11652	SIDE PANEL	ALUM. 5052	1
3	11645	GUIDE BRAND BRACKET, NON BRAKE SIDE	ALUM. 5052	1
2	10922	CABLE GUIDE BAND	---	2
1	10919	GIMBAL BEARING HEX CAP SCREW, M16X2, 80mm LG	GRD 8.8 ZNC PLTD	1

PROPRIETARY AND CONFIDENTIAL
THE INFORMATION CONTAINED IN THIS DRAWING IS THE SOLE PROPERTY OF SEAKEEPER INCORPORATED. ANY REPRODUCTION IN PART OR AS A WHOLE WITHOUT THE WRITTEN PERMISSION OF SEAKEEPER IS PROHIBITED.

SEAKEEPER
Seakeeper Inc. 44425 Pecan Court, Suite 151 California, MD 20619

NAME: SEAKEEPER 6 FOUNDATION SUB-SYSTEM, SERVICE REFERENCE
DWG NUMBER: 11679-SP
REV. NO. SHEET NO.: 1 OF 1

WEIGHT - LBS.: ---
MATERIAL: ---
DRAWN: WHK
DATE: 12SEP2016
ENG APPR: ---
PROD APPR: ---